KWC
MACHINERY

WWW.KWC-MOTOR.COM

公司簡介

东莞市鑫惠展机电有限公司创立于 2005 年，是一家专业从事微型电机与驱动模块研发、生产与整合的技术型制造企业，总部位于中国东莞，并于 2025 年成立台湾分公司，扩展亚太区域的在地化服务与销售据点。

公司深耕微电机产业二十年，拥有超过 220 名员工，其中包含研发工程师与技术人员 15 人、质量管理人员 18 人，具备稳定的生产规模与高度自主的技术开发能力。

我们通过了 IATF 16949:2016 与 ISO 14001 国际质量与环境管理认证，从产品设计、试产打样到量产交付，皆建立了系统化、标准化的流程控制，能为全球客户提供可靠、高效、客制化的驱动解决方案。

产品分类与应用

鑫惠展的产品广泛应用于汽车、家电、电动工具、智能设备、医疗与节能风扇等领域，主要涵盖以下品项：

- 微型电机产品：
  直流马达（DC）、无刷马达（BLDC）、感应马达（AC）、车用马达（Automotive Motor）
- 齿轮与传动模块：
  行星式齿轮箱、蜗轮蜗杆减速模块、金属 / 塑料齿轮箱整合方案
- 电机外围配件与控制单元：
  驱动器、控制板、编码器、霍尔传感器、马达端盖、支架、连接器等
  我们亦提供 ODM/OEM 合作开发服务，并可针对终端应用进行客制化马达设计与系统整合，协助客户快速导入市场。

研发与制造能力

公司拥有自主开发团队，从转子设计、线圈绕制、结构设计到成品测试皆具备完整能力，能依客户需求进行电气与机构双重优化。

制造方面，我们具备以下核心产能与设备：

- 自动与半自动绕线、装配产线
- 齿轮模块加工与组装能力
- 感应马达生产线
- 注塑成型
  （投资清溪云升电器有限公司，整合塑料零件生产）
- 冲压零件、模具开发与小批量打样支持
- 编码器 / 控制板配套组装能力

从马达本体到配件供应，实现高整合度的一站式生产。

质量保证系统

鑫惠展始终秉持「质量为先、稳定为本」的原则，建构全流程质量控管体系，涵盖：

- 来料检验（IQC）
- 制程品质监控（IPQC）
- 成品测试（FQC）与出货检验（OQC）
- 长时间寿命与高低温环境测试
- 马达动平衡、噪音、启动电压、负载性能等关键指针全检或抽检

所有制程皆依据 TS16949 标准执行，并搭配 ERP 与文件追溯系统，确保产品批次可控、质量一致性高。

我们的承诺

我们相信，质量、效率、弹性与诚信是成就长期合作的关键。未来，鑫惠展将持续加强技术创新与产业整合能力，与全球客户共同成长，驱动微型动力的每一次进步。

- 诚信合作 · 精益制造 · 驱动创新未来 -



企業沿革

2005
成立鑫惠展机电（香港）有限公司，同年於中國大陸設立東莞市鑫惠展机电有限公司，正式展開製造與出口業務。

2006
通過 TS16949 品質管理系統認證，導入國際級品質管控標準。

2007
正式進軍中國汽車產業，量產汽車玻璃升降器馬達、天窗馬達、洗滌器馬達及風門馬達等關鍵車用零組件。

2008
開發直流無刷電機，出口至新加坡，應用於節能吊扇品牌 Gracezone Fans，拓展節能應用市場。

2011
成功研發 Ø24mm ~ Ø60mm 系列無刷電機，產品出口至香港、日本與美國，全面拓展海外市場版圖。

2013
投資嘉裕昌塑膠，導入注塑成型技術，強化零組件一體化製造能力。

2014
成立謝崗分公司，專注無刷電機研發與生產，擴大技術深度與產能規模。

2017
拓展日本市場，成為日立（Hitachi）與東芝（Toshiba）認證合格供應商。

2018
建置感應馬達半自動生產線，量產廚房家電馬達，產品出口至美國 Walmart 銷售通路。

2019
公司總部搬遷至現址，進一步擴大產能，優化整體製造與營運配置。

2022
為上海通用汽車開發並量產電動車用電池模組冷卻風扇馬達，深化新能源車領域佈局。

2024
通過 ISO 14001 環境管理系統認證，並深耕日本高端市場，成為 Panasonic（松下）與 TOTO 認證合格供應商。

2025
成立台灣分公司，強化亞太區域服務據點，推動全球業務布局升級。

KWC

无刷电机

物料编码准则

直流无刷电机

R	B	-	2	8	3	8	-	9	6	B	T	D	y
1	2		3		4			5	6	7	8	9	10

编码说明：

1. 大壳形状：R：圆筒形；F 扁平型；S: 四方型

2. 电机类型：B:EC 无刷；T：步进；V: 感应

3. 马达外径：第一位为十位数，超过 9 以后以英文字母代表。依然为十进制。第二位为个位数

4. 马达长度：第一位为十位数，超过 9 以后以英文字母代表。依然为十进制。第二位为个位数

5. 定子槽数：1 ~ Z: 对应槽数；O: 空心杯

6. 转子极数：1 ~ Z: 对应极数

7. 磁石种类：C: 橡胶磁；R: 等方性，环形；T: 等方性，瓦形；B: 沾结稀土磁石；N: 烧结稀土磁石；S-P: 干压异方性；D: 湿压异方性；V:6N 湿压异方形；W:9N 湿压异方形；

8. 后盖形式：S: 塑胶盖；T: 铁后盖
   * 规格书到此为止后加两位流水号

9. 出力轴型式：K：滚花；D：切轴；S：打厘士；J：双阶轴；T：螺纹轴；P：皮带轮；G：齿轮；W：涡杆；E：偏心轮

10. 客户专用号

无刷电机分解圖

1 軸 / SHAFT

2 轉子鐵芯片 / ROTOR LAMINATION

3 定子鐵芯片 / STATOR LAMINATION

4 漆包線 / ENAMELED WIRE

5 磁石 / MAGNET

6 滾珠軸承 / BALL BEARING

7 前線架 / FRONT BOBBIN

8 後線架 / REAR BOBBIN

9 馬達膠墊 / MOTOR RUBBER GASKET

10 纖維管 / INSULATING VARNISHED SLEEVE

11 鐵殼 / HOUSING

12 鐵後蓋 / METAL REAR END BELL

13 霍爾板 / HALL BOARD

14 引線組件 / LEAD WIRE

15 止推環 / ROTOR RETAINER

16 彈簧墊片 / SPRING WASHER

无刷电机

RB-2415-9C

用途：
医用微型泵、医用混合器、吹风机、电动刮胡刀、卷发棒、按摩仪、直发夹、气泵、水泵、真空泵、电动阀

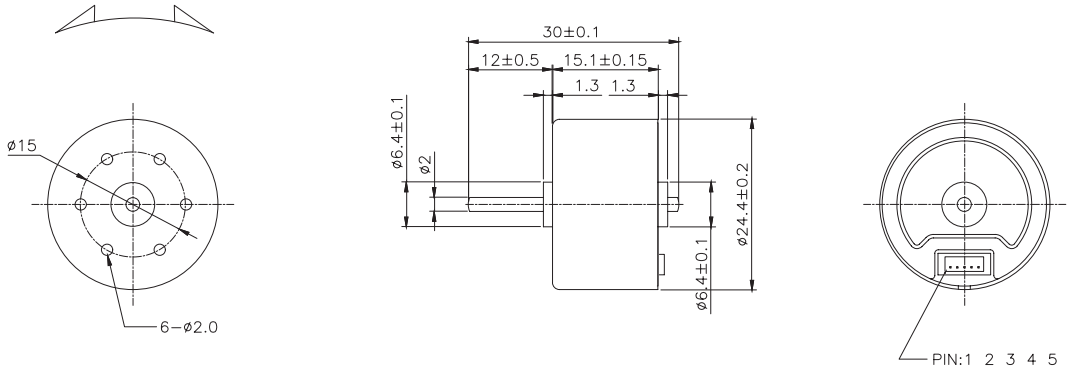

MODEL	VOLTAGE		NO LOAD		AT MAXIMUM EFFICIENCY						STALL	
	OPERATING RANGE	NOMINAL	SPEED	CURRENT	SPEED	CURRENT	TORQUE		OUTPUT	EFF	TORQUE	
			rpm	A	rpm	A	g.cm	mN-m	W	%	g.cm	mN-m
RB-2415-9C-N-01	4.5V-6.0V	4.8V CONSTANT	3100	0.07	2276	0.18	17.1	1.68	0.4	46.22	65	6.38
RB-2415-9C-N-02	9.0V-16.0V	12.0V CONSTANT	6200	0.05	4975	0.18	20.4	2	1.04	48.24	103	10.1
RB-2415-9C-N-03	6.0V-12.0V	7.2V CONSTANT	3100	0.06	2276	0.14	17.1	1.68	0.4	46.22	65	6.38
RB-2415-9C-N-04	9.0V-24.0V	18.0V CONSTANT	6200	0.04	4975	0.14	20.4	2	1.04	48.24	103	10.1

马达出轴长度与性能参数，以及 EMC 对策可依客户需求调整，详情请洽业务。

Model RB-2415-9C-N-01 Direction Of Rotation CCW Voltage: 4.8 V

Efficiency-% (η)	Output-W (P)	Current-A (I)	Speed-rpm (N)
65	1	1	3300
52	1	0	2640
39	0	0	1980
26	0	0	1320
13	0	0	660

Model RB-2415-9C-N-02 Direction Of Rotation CCW Voltage: 12.0 V

Efficiency-% (η)	Output-W (P)	Current-A (I)	Speed-rpm (N)
60	2	1	6500
48	2	1	5200
36	1	0	3900
24	1	0	2600
12	0	0	1300

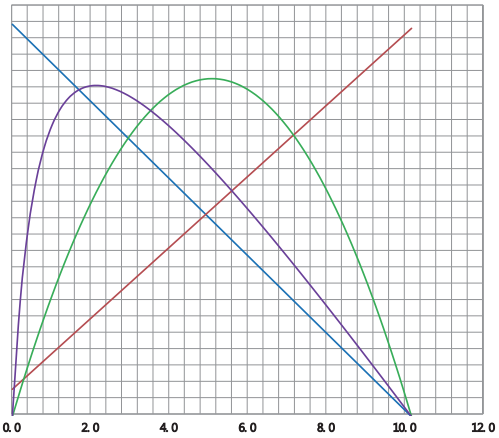

Model RB-2415-9C-N-03 Direction Of Rotation CCW Voltage: 7.2 V

Efficiency-% (η)	Output-W (P)	Current-A (I)	Speed-rpm (N)
50	1	0	3300
40	1	0	2640
30	0	0	1980
20	0	0	1320
10	0	0	660

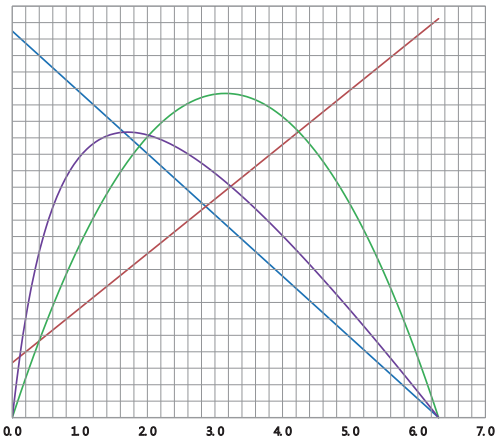

Model: RB-2415-9C-N-04 Direction Of Rotation CCW Voltage: 18.0 V

Efficiency-% (η)	Output-W (P)	Current-A (I)	Speed-rpm (N)
50	2	1	6500
40	2	1	5200
30	1	0	3900
20	1	0	2600
10	0	0	1300

无刷电机

RB-2418-9C

用途：

电动阀、医用微型泵、离心机、医用混合器、吹风机、电动刮胡刀、卷发棒、按摩仪、直发夹、气泵、水泵、真空泵、电动工具

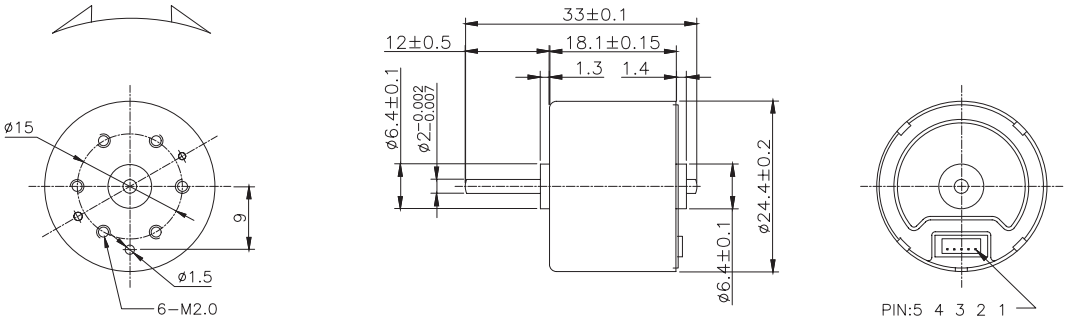

MODEL	VOLTAGE		NO LOAD		AT MAXIMUM EFFICIENCY						STALL	
	OPERATING RANGE	NOMINAL	SPEED	CURRENT	SPEED	CURRENT	TORQUE		OUTPUT	EFF	TORQUE	
			rpm	A	rpm	A	g.cm	mN-m	W	%	g.cm	mN-m
RB-2418-9C-N-01	9.0V-16.0V	12.0V CONSTANT	10250	0.29	7585	0.82	73.4	7.2	5.7	57.7	282.4	27.69
RB-2418-9C-N-02	9.0V-16.0V	12.0V CONSTANT	7500	0.07	5563	0.194	21.5	2.11	1.2	52.8	105	10.29
RB-2418-9C-N-03	19.0V-26.0V	24.0V CONSTANT	11900	0.19	8891	0.56	90.6	8.89	8.3	61.4	358.4	35.14
RB-2418-9C-N-04	19.0V-26.0V	24.0V CONSTANT	8700	0.04	6556	0.17	32.9	3.23	2.2	54.4	144	14.12

马达出轴长度与性能参数，以及 EMC 对策可依客户需求调整，详情请洽业务。

Model: RB-2418-9C-N-01 Direction Of Rotation: CCW Voltage: 12.0 V

Efficiency-% (η)	Output-W (P)	Current-A (I)	Speed-rpm (N)
80	10	3	11000
64	8	2	8800
48	6	2	6600
32	4	1	4400
16	2	1	2200

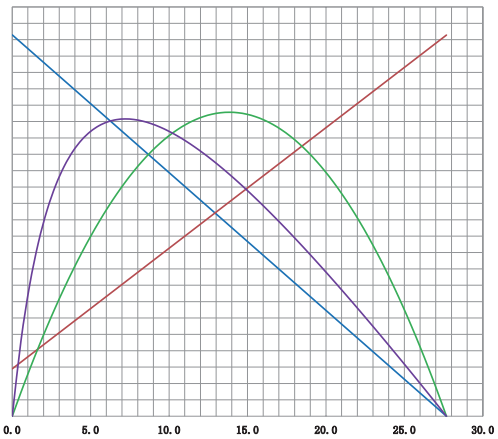

Model: RB-2418-9C-N-02 Direction Of Rotation: CCW Voltage: 12.0 V

Efficiency-% (η)	Output-W (P)	Current-A (I)	Speed-rpm (N)
70	2	1	8000
56	2	0	6400
42	1	0	4800
28	1	0	3200
14	0	0	1600

Model: RB-2418-9C-N-03 Direction Of Rotation: CCW Voltage: 24.0 V

Efficiency-% (η)	Output-W (P)	Current-A (I)	Speed-rpm (N)
80	13	2	12500
64	10	1	10000
48	8	1	7500
32	5	1	5000
16	3	0	2500

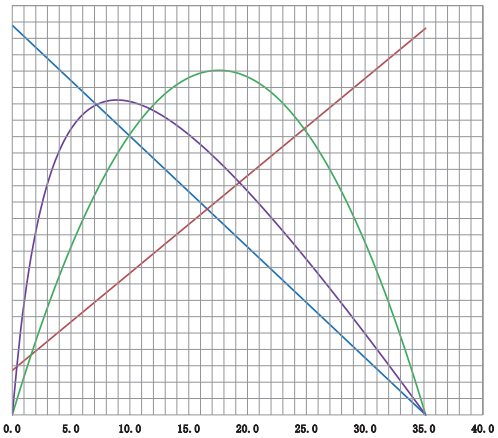

Model: RB-2418-9C-N-04 Direction Of Rotation: CCW Voltage: 24.0 V

Efficiency-% (η)	Output-W (P)	Current-A (I)	Speed-rpm (N)
70	4	1	9200
56	3	0	7360
42	2	0	5520
28	1	0	3680
14	1	0	1840

无刷电机

RB-2419-9C

用途：

电动阀、医用微型泵、离心机、医用混合器、吹风机、电动刮胡刀、卷发棒、按摩仪、直发夹、气泵、水泵、真空泵、电动工具

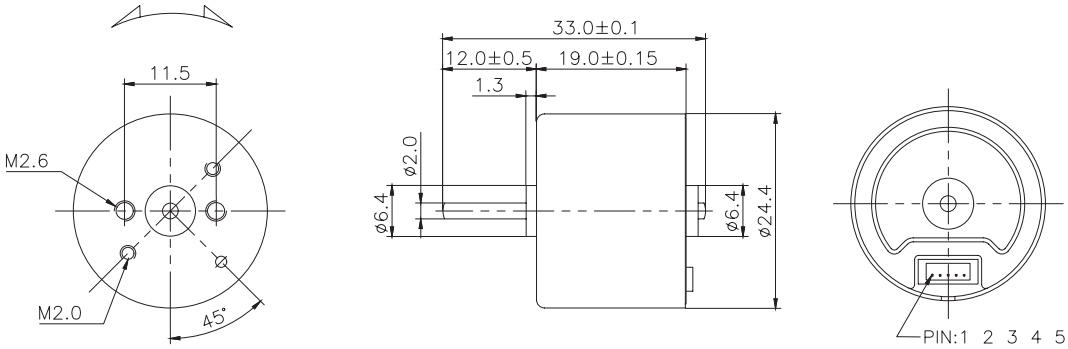

MODEL	VOLTAGE		NO LOAD		AT MAXIMUM EFFICIENCY						STALL	
	OPERATING RANGE	NOMINAL	SPEED	CURRENT	SPEED	CURRENT	TORQUE		OUTPUT	EFF	TORQUE	
			rpm	A	rpm	A	g.cm	mN-m	W	%	g.cm	mN-m
RB-2419-9C-N-01	9.0V-16.0V	12.0V CONSTANT	7500	0.07	5563	0.194	21.5	2.11	1.2	52.8	105	10.29
RB-2419-9C-N-02	9.0V-26.0V	24.0V CONSTANT	8700	0.04	6556	0.17	32.9	3.23	2.2	54.4	144	14.12
RB-2419-9C-N-03	8.0V-26.0V	12.0V CONSTANT	6662	0.1	5083	0.32	40.8	4	2.13	55	172.074	16.87
RB-2419-9C-N-04	8.0V-26.0V	24.0V CONSTANT	11113	0.12	9159	0.39	56.1	5.5	5.28	56.5	318.954	31.27

马达出轴长度与性能参数，以及 EMC 对策可依客户需求调整，详情请洽业务。

Model: RB-2419-9C-N-01 Direction Of Rotation: CCW Voltage: 12.0 V

Efficiency-% (η)	Output-W (P)	Current-A (I)	Speed-rpm (N)
70	2	1	7800
56	2	0	6240
42	1	0	4680
28	1	0	3120
14	0	0	1560

Model: RB-2419-9C-N-02 Direction Of Rotation: CCW Voltage: 24.0 V

Efficiency-% (η)	Output-W (P)	Current-A (I)	Speed-rpm (N)
70	4	1	9000
56	3	0	7200
42	2	0	5400
28	2	0	3600
14	1	0	1800

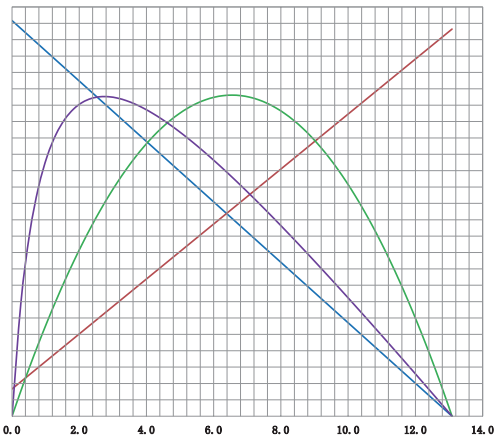

Model: RB-2419-9C-N-03 Direction Of Rotation: CCW Voltage: 12.0 V

Efficiency-% (η)	Output-W (P)	Current-A (I)	Speed-rpm (N)
70	4	1	7000
56	3	1	5600
42	2	1	4200
28	2	0	2800
14	1	0	1400

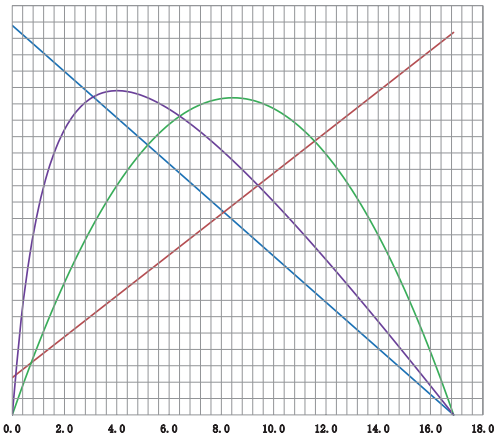

Model: RB-2419-9C-N-04 Direction Of Rotation: CCW Voltage: 24.0 V

Efficiency-% (η)	Output-W (P)	Current-A (I)	Speed-rpm (N)
75	11	2	11800
60	9	1	9440
45	7	1	7080
30	4	1	4720
15	2	0	2360

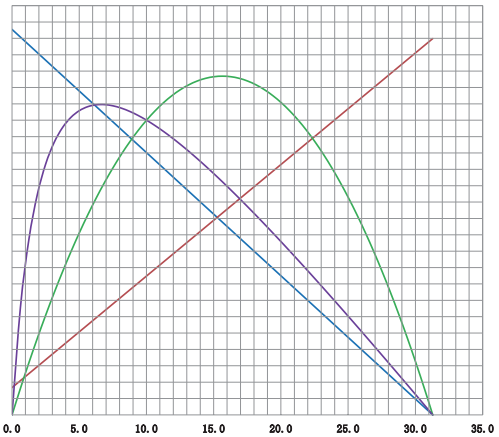

无刷电机

RB-2430-9C

用途：

电动阀、医用微型泵、气泵、水泵、真空泵、血压计、离心机、手术动力设备、电动刮胡刀、按摩仪、吹风机

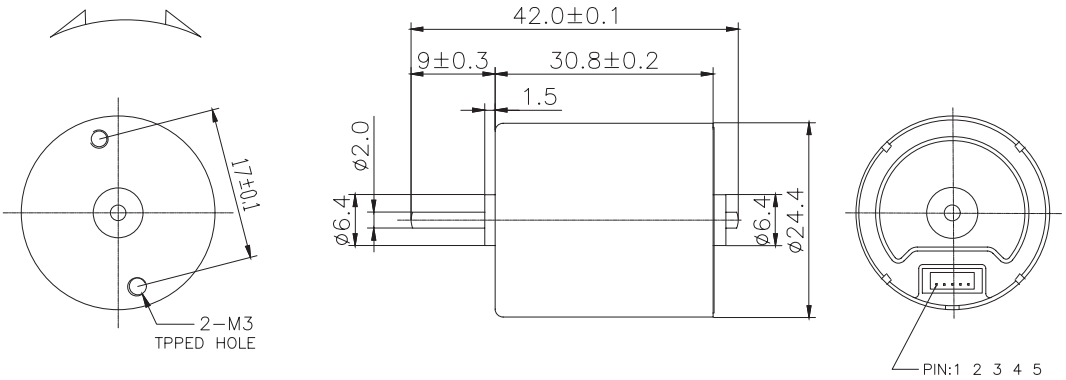

MODEL	VOLTAGE		NO LOAD		AT MAXIMUM EFFICIENCY						STALL	
	OPERATING RANGE	NOMINAL	SPEED	CURRENT	SPEED	CURRENT	TORQUE		OUTPUT	EFF	TORQUE	
			rpm	A	rpm	A	g.cm	mN-m	W	%	g.cm	mN-m
RB-2430-9C-N-01	5.0V-9.0V	6.0V CONSTANT	4800	0.13	3694	0.434	34.5	3.38	1.31	50.3	150	14.71
RB-2430-9C-N-02	6.0V-12.0V	9.0V CONSTANT	5300	0.11	4184	0.41	47.8	4.69	2.05	55.3	227.1	22.26
RB-2430-9C-N-03	9.0V-16.0V	12.0V CONSTANT	8010	0.16	6800	0.64	66.7	6.54	4.4	57	333.3	32.68
RB-2430-9C-N-04	19.0V-26.0V	24.0V CONSTANT	7800	0.085	6280	0.35	76	7.45	4.9	58.5	390	38.24

马达出轴长度与性能参数，以及 EMC 对策可依客户需求调整，详情请洽业务。

Model: RB-2430-9C-N-01 Direction Of Rotation: CCW Voltage: 6.0 V

Efficiency-% (η)	Output-W (P)	Current-A (I)	Speed-rpm (N)
70	2	2	5000
56	2	1	4000
42	1	1	3000
28	1	1	2000
14	0	0	1000

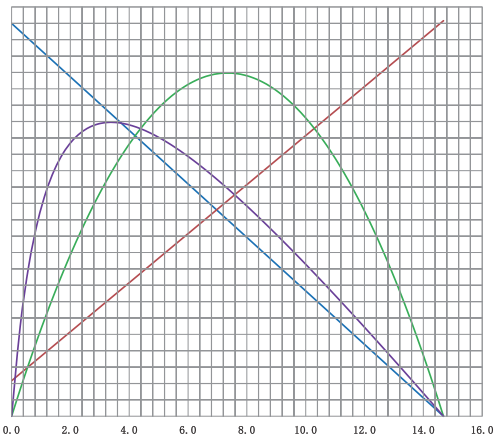

Model: RB-2430-9C-N-02 Direction Of Rotation: CCW Voltage: 9.0 V

Efficiency-% (η)	Output-W (P)	Current-A (I)	Speed-rpm (N)
75	4	2	5500
60	3	1	4400
45	2	1	3300
30	2	1	2200
15	1	0	1100

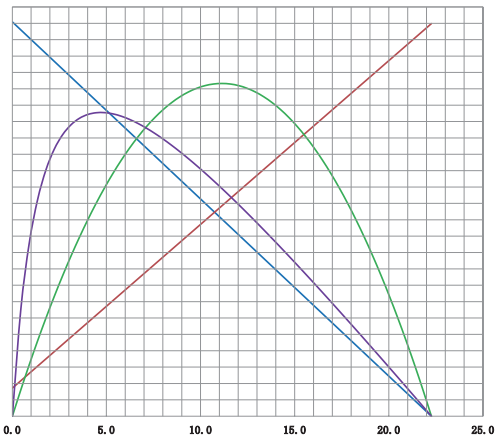

Model: RB-2430-9C-N-03 Direction Of Rotation: CCW Voltage: 12.0 V

Efficiency-% (η)	Output-W (P)	Current-A (I)	Speed-rpm (N)
80	11	4	8500
64	9	3	6800
48	7	2	5100
32	4	1	3400
16	2	1	1700

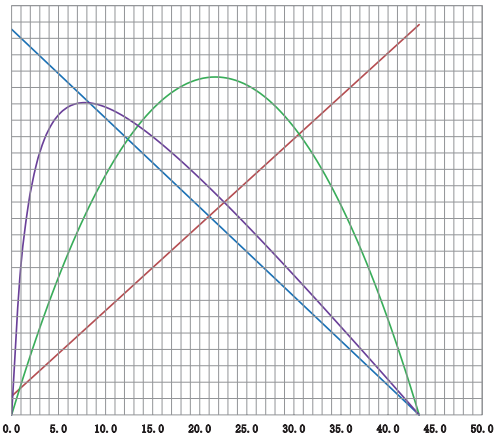

Model: RB-2430-9C-N-04 Direction Of Rotation: CCW Voltage: 24.0 V

Efficiency-% (η)	Output-W (P)	Current-A (I)	Speed-rpm (N)
75	10	2	8300
60	8	1	6640
45	6	1	4980
30	4	1	3320
15	2	0	1660

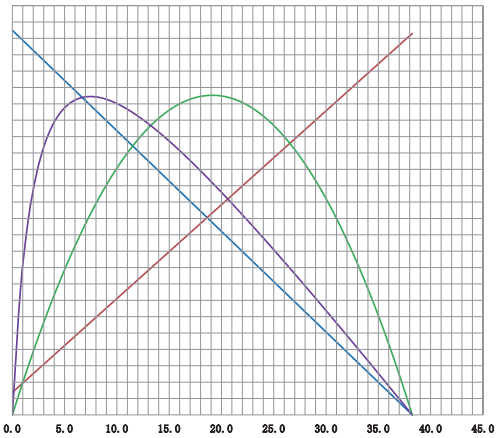

无刷电机

RB-2832-68

用途：

风扇、电动窗帘、智能电器、真空泵、手持电动螺丝刀、气泵、水泵、电动阀、手术动力设备、搅拌机、离心机、医用微型泵、血压计、电动刮胡刀、按摩仪、吹风机

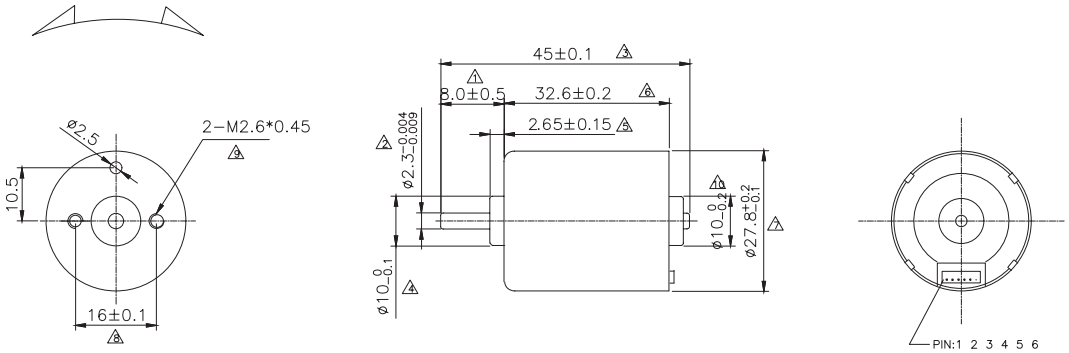

MODEL	VOLTAGE		NO LOAD		AT MAXIMUM EFFICIENCY						STALL	
	OPERATING RANGE	NOMINAL	SPEED	CURRENT	SPEED	CURRENT	TORQUE		OUTPUT	EFF	TORQUE	
			rpm	A	rpm	A	g.cm	mN-m	W	%	g.cm	mN-m
RB-2832-68-N-01	9.0-16.0V	12.0V CONSTANT	6100	0.085	5140	0.46	68.47	6.71	3.62	66.19	217.61	21.33
RB-2832-68-N-02	9.0-16.0V	12.0V CONSTANT	5105	0.063	4313	0.34	57.56	5.64	2.55	61.91	185.64	18.2
RB-2832-68-N-03	9.0-16.0V	12.0V CONSTANT	8510	0.13	7220	0.73	85.41	8.37	6.33	72.53	281.79	27.63
RB-2832-68-N-04	18.0-30.0V	24.0V CONSTANT	5912	0.038	4911	0.19	54.99	5.39	2.77	61.91	162.42	15.92

马达出轴长度与性能参数，以及 EMC 对策可依客户需求调整，详情请洽业务。

Model: RB-2832-68-N-01 Direction Of Rotation: CCW Voltage: 12.0 V

Efficiency-% (η)	Output-W (P)	Current-A (I)	Speed-rpm (N)
85	9	3	6300
68	7	2	5040
51	5	2	3780
34	3	1	2520
17	2	1	1260

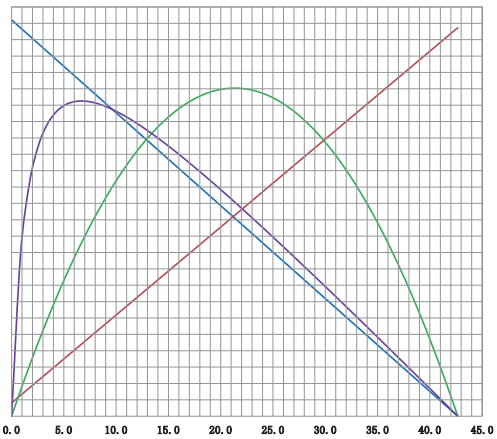

Model: RB-2832-68-N-02 Direction Of Rotation: CCW Voltage: 12.0 V

Efficiency-% (η)	Output-W (P)	Current-A (I)	Speed-rpm (N)
80	6	2	5300
64	5	2	4240
48	4	1	3180
32	2	1	2120
16	1	0	1060

Model: RB-2832-68-N-03 Direction Of Rotation: CCW Voltage: 12.0 V

Efficiency-% (η)	Output-W (P)	Current-A (I)	Speed-rpm (N)
90	15	4	8800
72	12	3	7040
54	9	3	5280
36	6	2	3520
18	3	1	1760

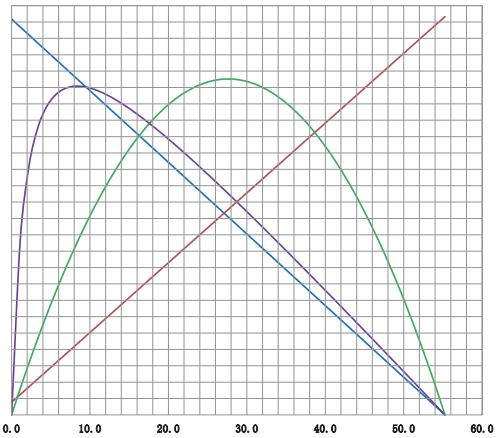

Model: RB-2832-68-N-04 Direction Of Rotation: CCW Voltage: 24.0 V

Efficiency-% (η)	Output-W (P)	Current-A (I)	Speed-rpm (N)
75	6	1	6200
60	5	1	4960
45	4	1	3720
30	2	0	2480
15	1	0	1240

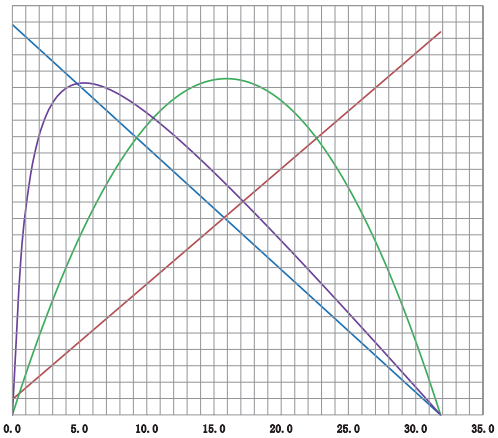

无刷电机

RB-2838-68

用途：

风扇、电动窗帘、智能电器、真空泵、手持电动螺丝刀、气泵、水泵、电动阀、手术动力设备、搅拌机、离心机、医用微型泵、血压计、电动刮胡刀、按摩仪、吹风机

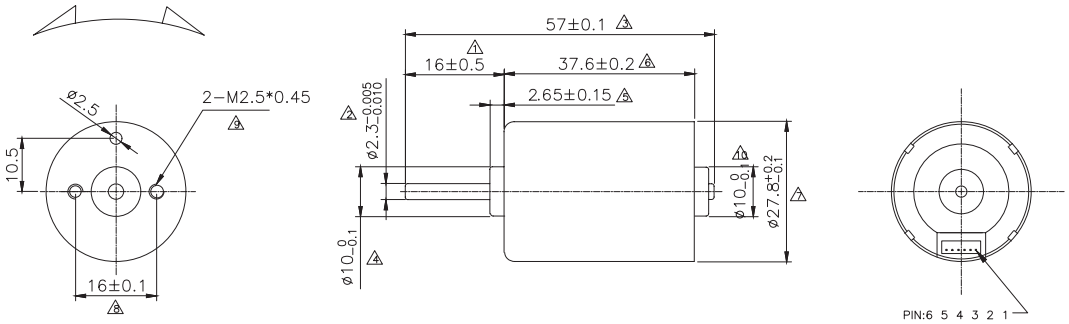

MODEL	VOLTAGE		NO LOAD		AT MAXIMUM EFFICIENCY						STALL	
	OPERATING RANGE	NOMINAL	SPEED	CURRENT	SPEED	CURRENT	TORQUE		OUTPUT	EFF	TORQUE	
			rpm	A	rpm	A	g.cm	mN-m	W	%	g.cm	mN-m
RB-2838-68-N-01	3.5V-4.2V	3.7V CONSTANT	7800	0.29	6788	1.95	76	7.45	5.3	73	585	57.35
RB-2838-68-N-02	9.0V-14.0V	12.0V CONSTANT	3570	0.04	2911	0.18	50.7	4.97	1.5	71.3	274.6	26.92
RB-2838-68-N-03	19V-26.0V	24.0V CONSTANT	6370	0.1	4845	0.31	103.7	10.17	5.1	67.6	433.3	42.48
RB-2838-68-N-04	6.0V-12.0V	7.2V CONSTANT	5000	0.18	4500	0.85	100.062	9.81	4.63	72	576.3	56.5

马达出轴长度与性能参数，以及 EMC 对策可依客户需求调整，详情请洽业务。

Model: RB-2838-68-N-01 Direction Of Rotation: CCW Voltage: 3.7 V

η	P	I	N
95	15	14	8200
76	12	11	6560
57	9	8	4920
38	6	5	3280
19	3	3	1640
Efficiency-%	Output-W	Current-A	Speed-rpm

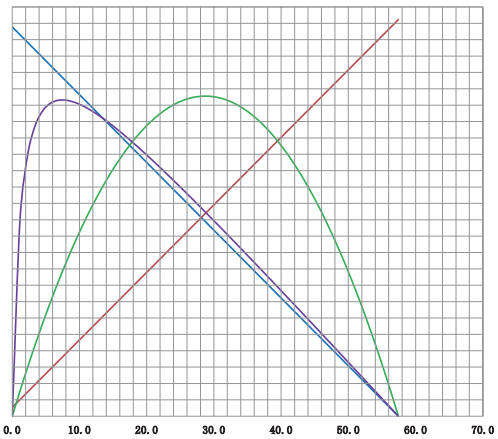

Model: RB-2838-68-N-02 Direction Of Rotation: CCW Voltage: 12.0 V

η	P	I	N
85	3	1	3700
68	2	1	2960
51	2	1	2220
34	1	0	1480
17	1	0	740
Efficiency-%	Output-W	Current-A	Speed-rpm

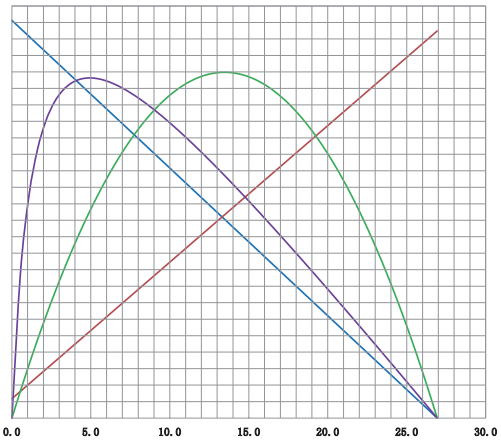

Model: RB-2838-68-N-03 Direction Of Rotation: CCW Voltage: 24.0 V

η	P	I	N
85	9	1	6800
68	7	1	5440
51	5	1	4080
34	3	0	2720
17	2	0	1360
Efficiency-%	Output-W	Current-A	Speed-rpm

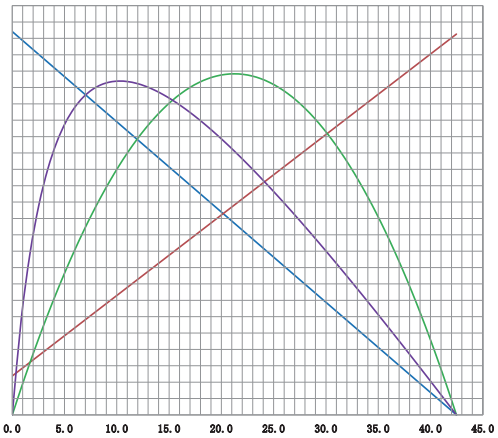

Model: RB-2838-68-N-04 Direction Of Rotation: CCW Voltage: 7.2 V

η	P	I	N
95	16	7	5300
76	12	6	4240
57	9	4	3180
38	6	3	2120
19	3	1	1060
Efficiency-%	Output-W	Current-A	Speed-rpm

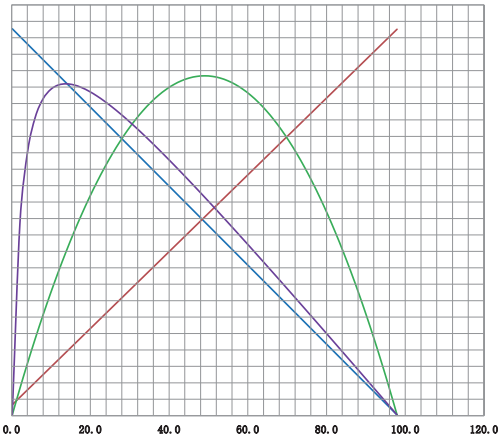

无刷电机

RB-2847-68

用途：
电动窗帘、电动推杆、真空泵、手持电动螺丝刀、气泵、电动阀、医用微型泵、电动刮胡刀、按摩仪、吹风机

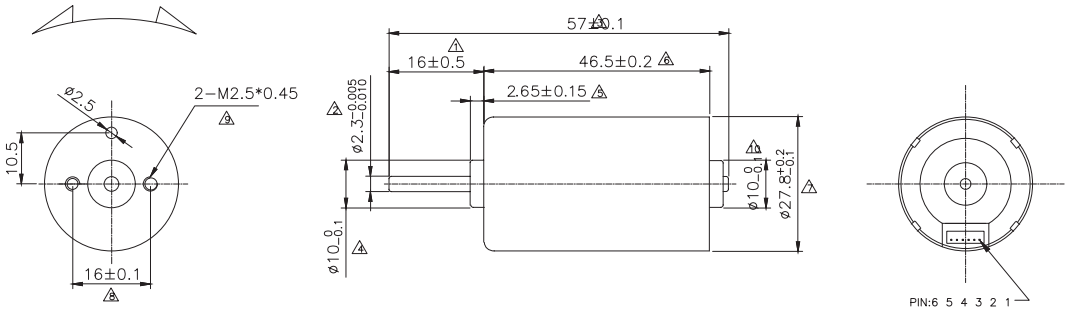

MODEL	VOLTAGE		NO LOAD		AT MAXIMUM EFFICIENCY						STALL	
	OPERATING RANGE	NOMINAL	SPEED	CURRENT	SPEED	CURRENT	TORQUE		OUTPUT	EFF	TORQUE	
			rpm	A	rpm	A	g.cm	mN-m	W	%	g.cm	mN-m
RB-2847-68-N-01	9.0V-14.0V	12.0V CONSTANT	6000	0.17	4800	0.68	122.8	12.04	6.1	73.6	618.6	60.65
RB-2847-68-N-02	9.0V-16.0V	12.0V CONSTANT	7300	0.19	5977	0.86	95.5	9.36	5.86	57	527	51.67
RB-2847-68-N-03	9.0V-26.0V	24.0V CONSTANT	7300	0.12	6000	0.55	130	12.75	8.02	60.6	730	71.57
RB-2847-68-N-04	6.0V-12.0V	6.0V CONSTANT	3500	0.19	2600	1.25	193.8	19	5.19	66.5	800.7	78.5

马达出轴长度与性能参数，以及 EMC 对策可依客户需求调整，详情请洽业务。

Model: RB-2847-68-N-01 Direction Of Rotation: CCW Voltage: 12.0 V

Efficiency-% (η)	Output-W (P)	Current-A (I)	Speed-rpm (N)
90	12	3	6300
72	9	2	5040
54	7	2	3780
36	5	1	2520
18	2	1	1260

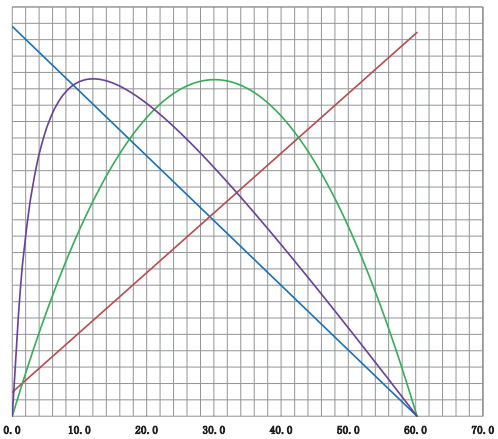

Model: RB-2847-68-N-02 Direction Of Rotation: CCW Voltage: 12.0 V

Efficiency-% (η)	Output-W (P)	Current-A (I)	Speed-rpm (N)
70	12	4	7800
56	10	3	6240
42	7	2	4680
28	5	2	3120
14	2	1	1560

Model: RB-2847-68-N-03 Direction Of Rotation: CCW Voltage: 24.0 V

Efficiency-% (η)	Output-W (P)	Current-A (I)	Speed-rpm (N)
75	16	3	7500
60	13	2	6000
45	10	2	4500
30	6	1	3000
15	3	1	1500

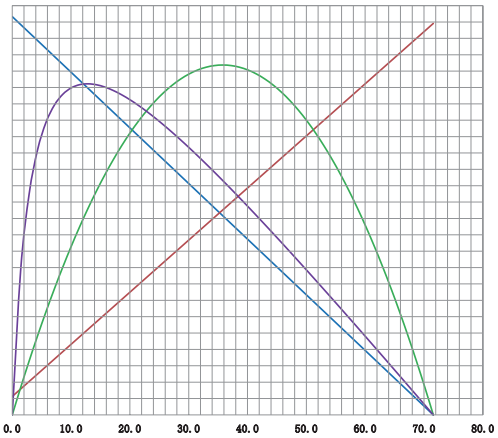

Model: RB-2847-68-N-04 Direction Of Rotation: CCW Voltage: 6.0 V

Efficiency-% (η)	Output-W (P)	Current-A (I)	Speed-rpm (N)
85	8	5	3650
68	6	4	2920
51	5	3	2190
34	3	2	1460
17	2	1	730

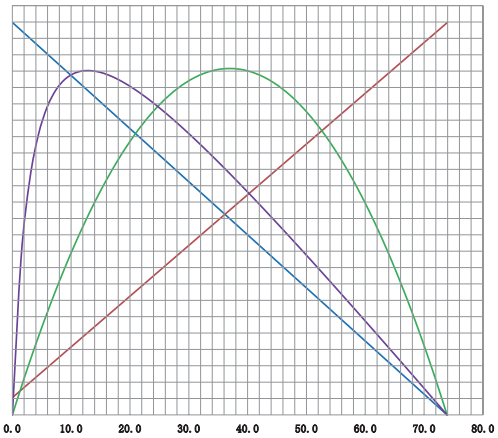

无刷电机

RB-3626-68

用途：
ATM 机、自动贩卖机、办公打印设备、投影机、医用微型泵、电动阀、电动刮胡刀、按摩仪、吹风机

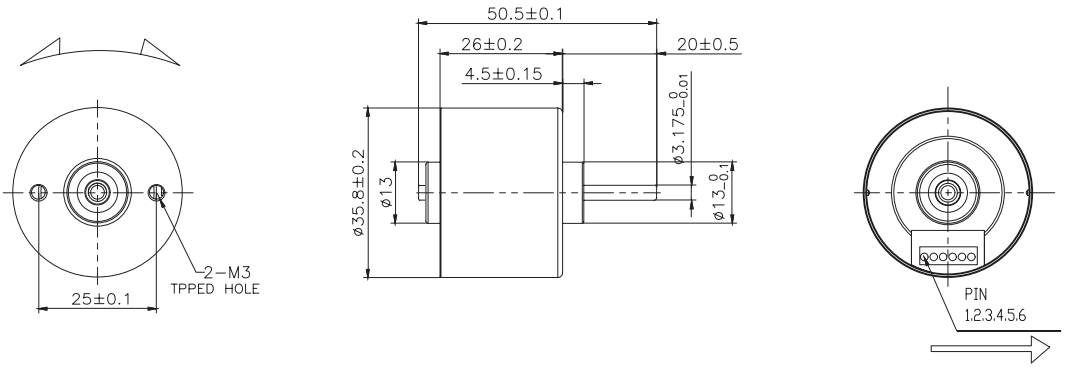

MODEL	VOLTAGE		NO LOAD		AT MAXIMUM EFFICIENCY						STALL	
	OPERATING RANGE	NOMINAL	SPEED	CURRENT	SPEED	CURRENT	TORQUE		OUTPUT	EFF	TORQUE	
			rpm	A	rpm	A	g.cm	mN-m	W	%	g.cm	mN-m
RB-3626-68-N-01	9.0V-14.0V	12.0V CONSTANT	2950	0.16	2251	0.52	136.9	13.42	3.2	51.1	578.4	56.71
RB-3626-68-N-02	19.0V-26.0V	24.0V CONSTANT	4680	0.13	3562	0.41	153	15	5.6	56.2	641.1	62.85
RB-3626-68-N-03	19.0V-26.0V	24.0V CONSTANT	11900	0.35	9065	1.08	170.8	16.75	15.9	61	700	68.63
RB-3626-68-N-04	8.0V-26.0V	9.0V CONSTANT	2800	0.11	1900	0.55	137.7	13.5	2.69	57.2	637.5	62.5

马达出轴长度与性能参数，以及 EMC 对策可依客户需求调整，详情请洽业务。

Model: RB-3626-68-N-01 Direction Of Rotation: CCW Voltage: 12.0 V

η	P	I	N
70	6	2	3150
56	4	1	2520
42	3	1	1890
28	2	1	1260
14	1	0	630
Efficiency-%	Output-W	Current-A	Speed-rpm

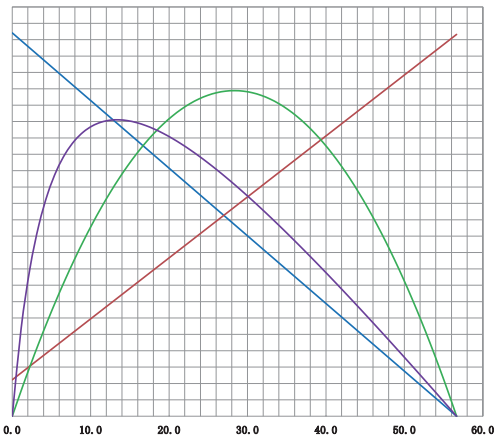

Model: RB-3626-68-N-02 Direction Of Rotation: CCW Voltage: 24.0 V

η	P	I	N
75	10	1	5000
60	8	1	4000
45	6	1	3000
30	4	1	2000
15	2	0	1000
Efficiency-%	Output-W	Current-A	Speed-rpm

Model: RB-3626-68-N-03 Direction Of Rotation: CCW Voltage: 24.0 V

η	P	I	N
80	28	4	12500
64	22	3	10000
48	17	2	7500
32	11	1	5000
16	6	1	2500
Efficiency-%	Output-W	Current-A	Speed-rpm

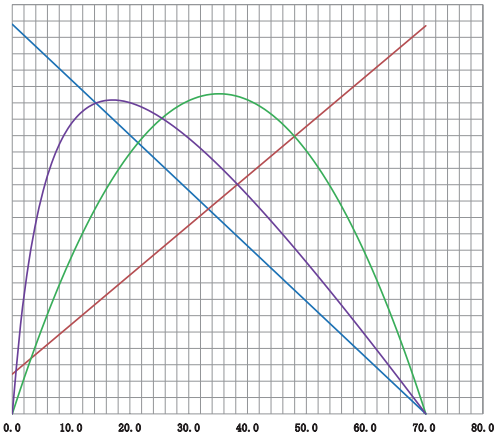

Model: RB-3626-68-N-04 Direction Of Rotation: CCW Voltage: 9.0 V

η	P	I	N
75	4	2	3000
60	3	1	2400
45	2	1	1800
30	2	1	1200
15	1	0	600
Efficiency-%	Output-W	Current-A	Speed-rpm

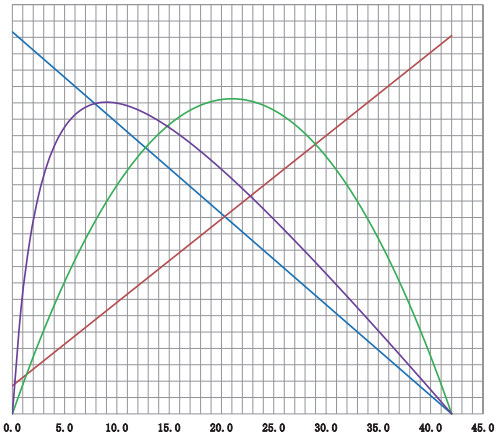

无刷电机

RB-3630-68

用途：
电动窗帘、电动门 / 窗、ATM 机、自动贩卖机、电动门禁、
灯光控制器、电动阀

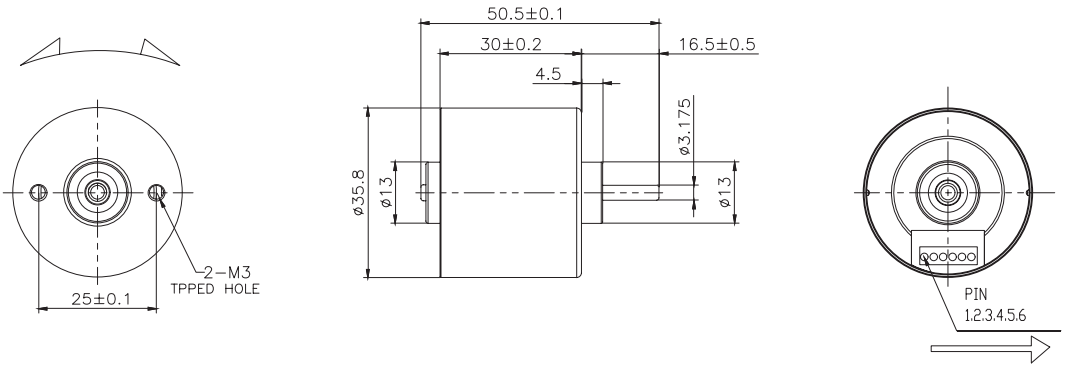

MODEL	VOLTAGE		NO LOAD		AT MAXIMUM EFFICIENCY						STALL	
	OPERATING RANGE	NOMINAL	SPEED	CURRENT	SPEED	CURRENT	TORQUE		OUTPUT	EFF	TORQUE	
			rpm	A	rpm	A	g.cm	mN-m	W	%	g.cm	mN-m
RB-3630-68-N-01	9.0V-14.0V	12.0V CONSTANT	2950	0.16	2251	0.52	136.9	13.42	3.2	51.1	578.4	56.71
RB-3630-68-N-02	19.0V-26.0V	24.0V CONSTANT	4680	0.13	3562	0.41	153	15	5.6	56.2	641.1	62.85
RB-3630-68-N-03	19.0V-26.0V	24.0V CONSTANT	11900	0.35	9065	1.08	170.8	16.75	15.9	61	700	68.63
RB-3630-68-N-04	5.8V-12.0V	6.0V CONSTANT	3000	0.35	2300	0.85	102	10	2.42	57.2	459	45

马达出轴长度与性能参数，以及 EMC 对策可依客户需求调整，详情请洽业务。

Model: RB-3630-68-N-01 Direction Of Rotation: CCW Voltage: 12.0 V

Efficiency-% (η)	Output-W (P)	Current-A (I)	Speed-rpm (N)
70	6	2	3100
56	4	1	2480
42	3	1	1860
28	2	1	1240
14	1	0	620

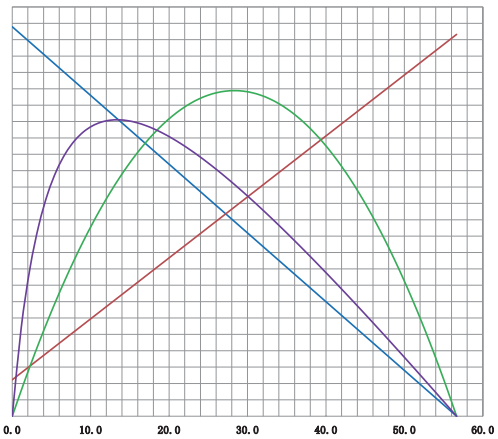

Model: RB-3630-68-N-02 Direction Of Rotation: CCW Voltage: 24.0 V

Efficiency-% (η)	Output-W (P)	Current-A (I)	Speed-rpm (N)
75	10	1	5000
60	8	1	4000
45	6	1	3000
30	4	1	2000
15	2	0	1000

Model: RB-3630-68-N-03 Direction Of Rotation: CCW Voltage: 24.0 V

Efficiency-% (η)	Output-W (P)	Current-A (I)	Speed-rpm (N)
80	28	4	12500
64	22	3	10000
48	17	2	7500
32	11	1	5000
16	6	1	2500

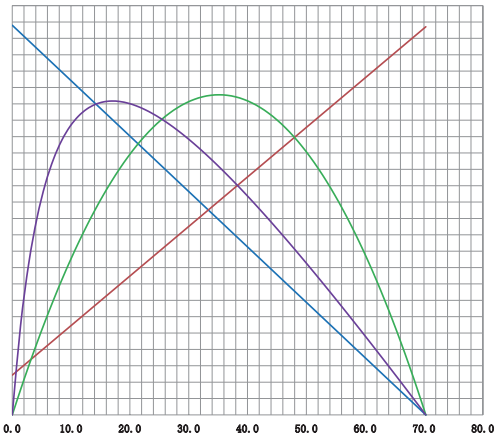

Model: RB-3630-68-N-04 Direction Of Rotation: CCW Voltage: 6.0 V

Efficiency-% (η)	Output-W (P)	Current-A (I)	Speed-rpm (N)
65	4	3	3200
52	3	2	2560
39	3	2	1920
26	2	1	1280
13	1	1	640

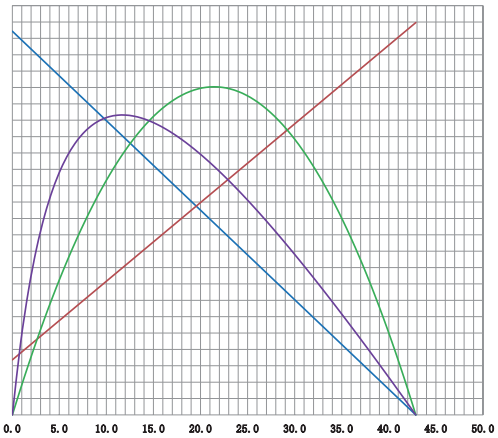

无刷电机

RB-3640-68

用途：

搅拌机、离心机、医用微型泵、手术动力设备、风机、水泵、致动器、电动阀、电动刮胡刀、按摩仪、吹风机

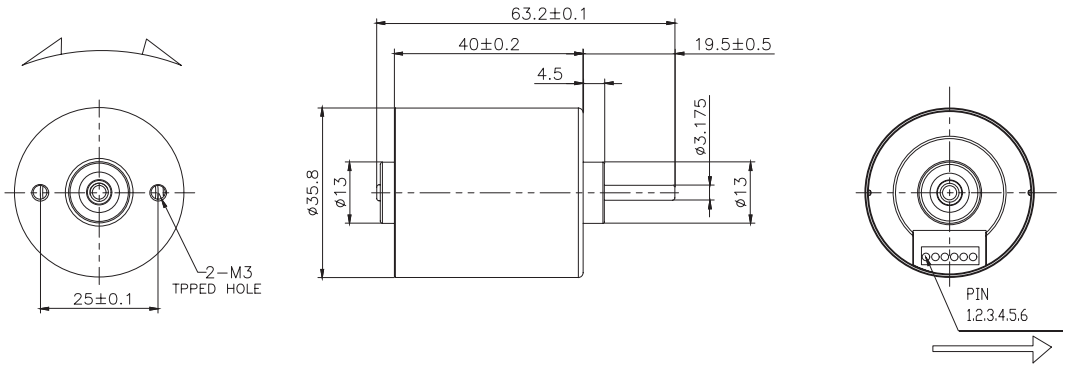

MODEL	VOLTAGE		NO LOAD		AT MAXIMUM EFFICIENCY						STALL	
	OPERATING RANGE	NOMINAL	SPEED	CURRENT	SPEED	CURRENT	TORQUE		OUTPUT	EFF	TORQUE	
			rpm	A	rpm	A	g.cm	mN-m	W	%	g.cm	mN-m
RB-3640-68-N-01	9.0V-14.0V	12.0V CONSTANT	7930	0.56	6405	2.35	269.9	26.46	17.7	62.8	1404.4	137.69
RB-3640-68-N-02	19.0V-26.0V	24.0V CONSTANT	3420	0.04	2920	0.18	114.1	11.19	3.3	69.6	780	76.47
RB-3640-68-N-03	19.0V-26.0V	24.0V CONSTANT	16020	0.36	13416	1.85	241.2	23.65	33.2	74.6	1484.3	145.52
RB-3640-68-N-04	8.0V-26.0V	12.0V CONSTANT	4475	0.32	3840	1.28	204	20	8.04	73.5	1252.56	122.8

马达出轴长度与性能参数，以及 EMC 对策可依客户需求调整，详情请洽业务。

Model: RB-3640-68-N-01 Direction Of Rotation: CCW Voltage: 12.0 V

η	P	I	N
80	35	11	8200
64	28	8	6560
48	21	6	4920
32	14	4	3280
16	7	2	1640
Efficiency-%	Output-W	Current-A	Speed-rpm

Model: RB-3640-68-N-02 Direction Of Rotation: CCW Voltage: 24.0 V

η	P	I	N
95	8	1	3550
76	6	1	2840
57	5	1	2130
38	3	0	1420
19	2	0	710
Efficiency-%	Output-W	Current-A	Speed-rpm

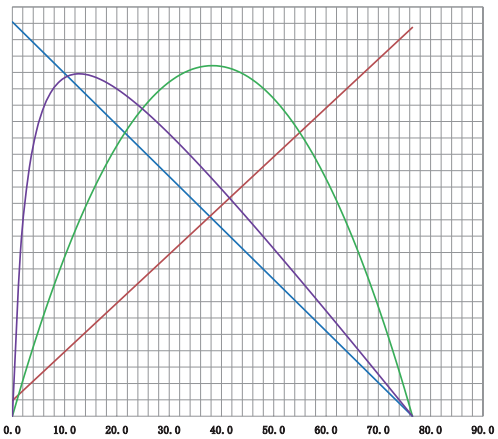

Model: RB-3640-68-N-03 Direction Of Rotation: CCW Voltage: 24.0 V

η	P	I	N
95	75	10	16500
76	60	8	13200
57	45	6	9900
38	30	4	6600
19	15	2	3300
Efficiency-%	Output-W	Current-A	Speed-rpm

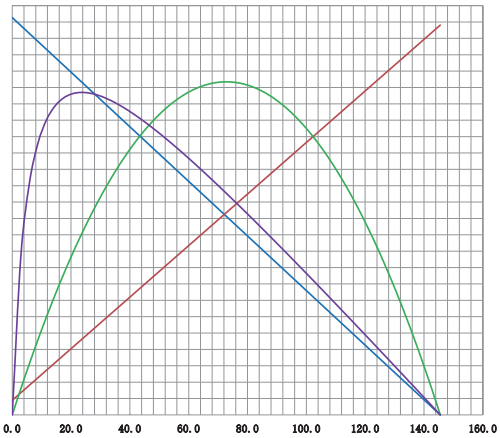

Model: RB-3640-68-N-04 Direction Of Rotation: CCW Voltage: 12.0 V

η	P	I	N
65	20	8	4600
52	16	6	3680
39	12	5	2760
26	8	3	1840
13	4	2	920
Efficiency-%	Output-W	Current-A	Speed-rpm

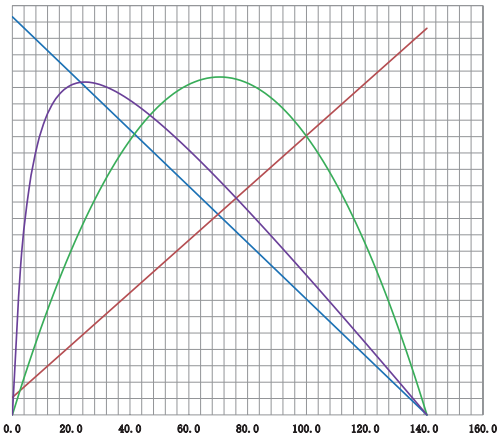

无刷电机

RB-3650-68

用途：

搅拌机、离心机、医用微型泵、手术动力设备、风机、水泵、气泵、电动工具、投影机、自动贩卖机、办公打印设备

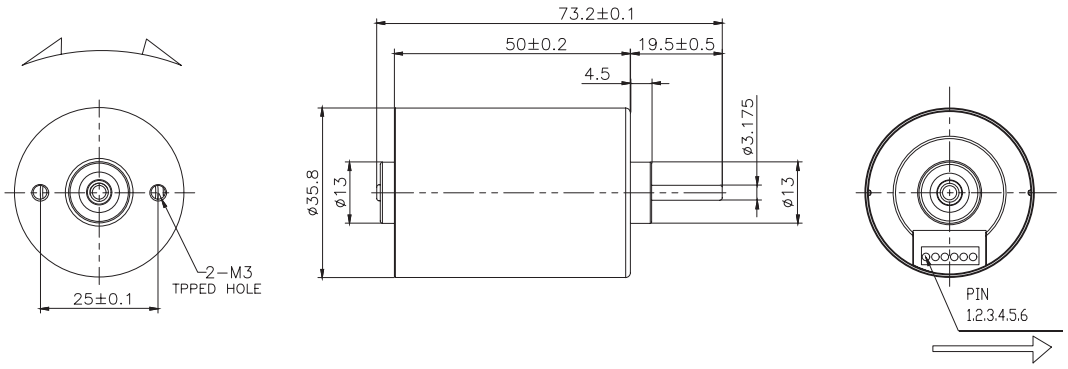

MODEL	VOLTAGE		NO LOAD		AT MAXIMUM EFFICIENCY						STALL	
	OPERATING RANGE	NOMINAL	SPEED	CURRENT	SPEED	CURRENT	TORQUE		OUTPUT	EFF	TORQUE	
			rpm	A	rpm	A	g.cm	mN-m	W	%	g.cm	mN-m
RB-3650-68-N-01	9.0V-14.0V	12.0V CONSTANT	5300	0.46	4302	1.98	341.5	33.48	15.1	63.3	1814.9	177.93
RB-3650-68-N-02	19.0V-26.0V	24.0V CONSTANT	13800	0.32	11680	1.76	265.3	26.01	31.8	74.9	1730.7	169.68
RB-3650-68-N-03	8.0V-26.0V	12.0V CONSTANT	5400	0.45	4100	1.45	255	25	10.76	71	851.7	83.5
RB-3650-68-N-04	8.0V-26.0V	24.0V CONSTANT	12000	0.31	9000	1.8	306	30	28.34	68	1033.26	101.3

马达出轴长度与性能参数，以及 EMC 对策可依客户需求调整，详情请洽业务。

Model: RB-3650-68-N-01 Direction Of Rotation: CCW Voltage: 12.0 V

η	P	I	N
80	30	9	5500
64	24	7	4400
48	18	5	3300
32	12	4	2200
16	6	2	1100
Efficiency-%	Output-W	Current-A	Speed-rpm

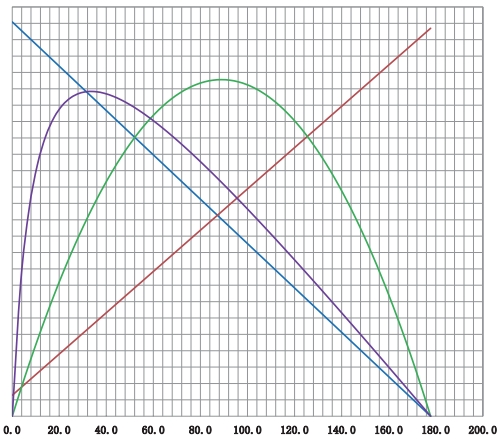

Model: RB-3650-68-N-02 Direction Of Rotation: CCW Voltage: 24.0 V

η	P	I	N
95	75	11	14500
76	60	8	11600
57	45	6	8700
38	30	4	5800
19	15	2	2900
Efficiency-%	Output-W	Current-A	Speed-rpm

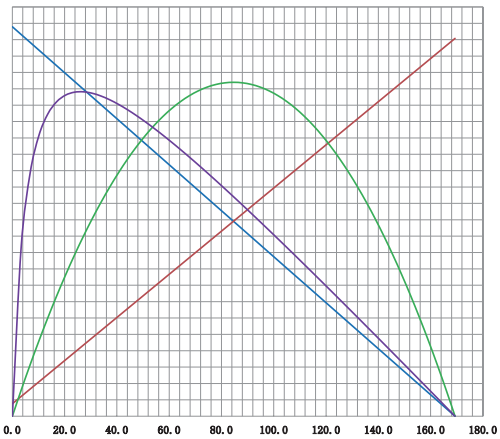

Model: RB-3650-68-N-03 Direction Of Rotation: CCW Voltage: 12.0 V

η	P	I	N
80	18	5	5600
64	14	4	4480
48	11	3	3360
32	7	2	2240
16	4	1	1120
Efficiency-%	Output-W	Current-A	Speed-rpm

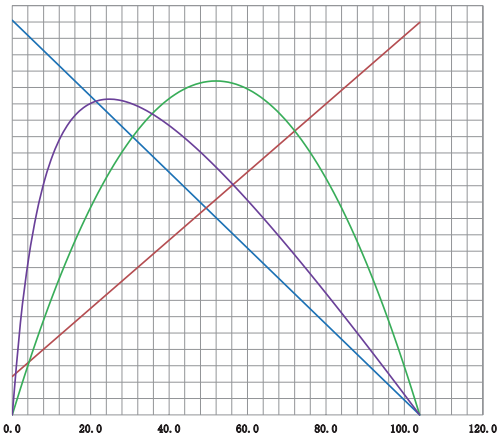

Model: RB-3650-68-N-04 Direction Of Rotation: CCW Voltage: 24.0 V

η	P	I	N
80	45	7	12500
64	36	5	10000
48	27	4	7500
32	18	3	5000
16	9	1	2500
Efficiency-%	Output-W	Current-A	Speed-rpm

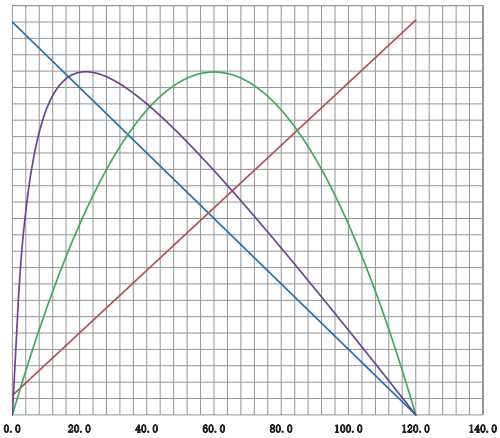

无刷电机

RB-3657-68

用途：

搅拌机、离心机、医用微型泵、手术动力设备、风机、水泵、气泵、电动工具、投影机、自动贩卖机、办公打印设备

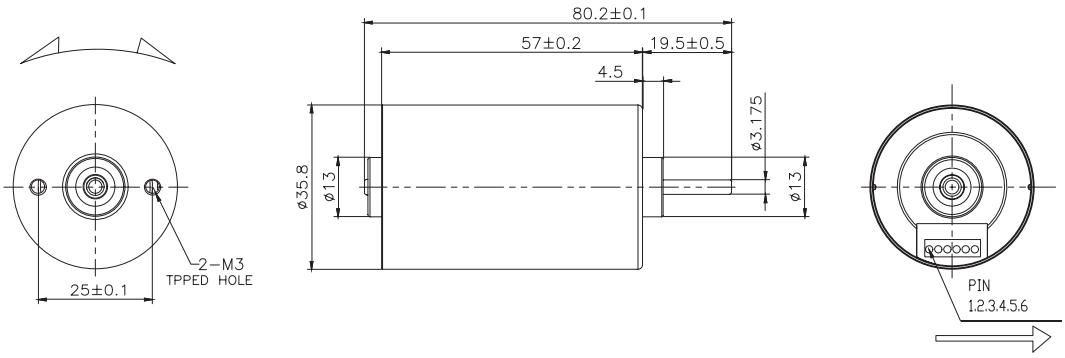

MODEL	VOLTAGE		NO LOAD		AT MAXIMUM EFFICIENCY						STALL	
	OPERATING RANGE	NOMINAL	SPEED	CURRENT	SPEED	CURRENT	TORQUE		OUTPUT	EFF	TORQUE	
			rpm	A	rpm	A	g.cm	mN-m	W	%	g.cm	mN-m
RB-3657-68-N-01	9.0V-16.0V	12.0V CONSTANT	3000	0.1	2595	0.75	270	26.47	7.2	79.9	2000	196.08
RB-3657-68-N-02	12.0V-26.0V	24.0V CONSTANT	5000	0.2	4752	1.3	485	47.55	23.6	77.94	3200	313.73
RB-3657-68-N-03	8.0V-26.0V	24.0V CONSTANT	6900	0.35	5200	1.56	428.4	42	22.92	78	2001.24	196.2
RB-3657-68-N-04	8.0V-26.0V	24.0V CONSTANT	27000	0.69	21000	4.35	357	35	77.12	80	1895.16	185.8

马达出轴长度与性能参数，以及 EMC 对策可依客户需求调整，详情请洽业务。

Model: RB-3657-68-N-01 Direction Of Rotation: CCW Voltage: 12.0 V

η	P	I	N
100	20	5	3200
80	16	4	2560
60	12	3	1920
40	8	2	1280
20	4	1	640
Efficiency-%	Output-W	Current-A	Speed-rpm

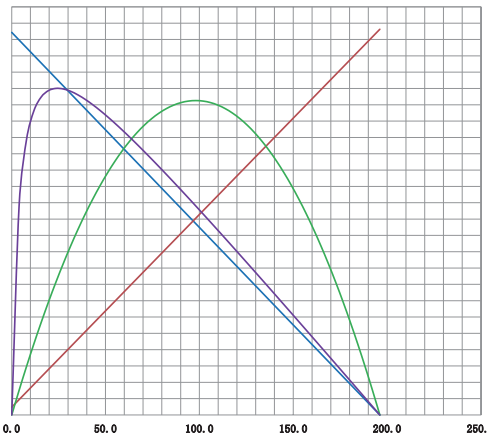

Model: RB-3657-68-N-02 Direction Of Rotation: CCW Voltage: 24.0 V

η	P	I	N
95	150	24	5200
76	120	19	4160
57	90	14	3120
38	60	9	2080
19	30	5	1040
Efficiency-%	Output-W	Current-A	Speed-rpm

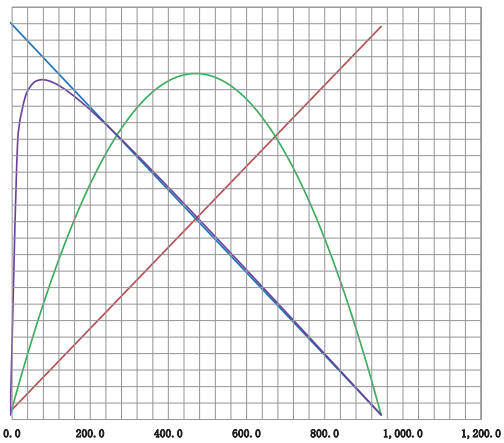

Model: RB-3657-68-N-03 Direction Of Rotation: CCW Voltage: 24.0 V

η	P	I	N
80	38	6	7200
64	30	4	5760
48	23	3	4320
32	15	2	2880
16	8	1	1440
Efficiency-%	Output-W	Current-A	Speed-rpm

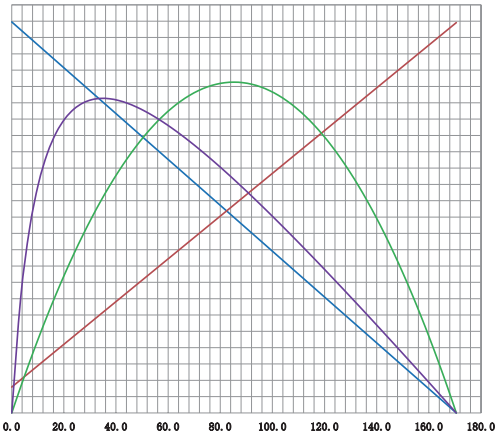

Model: RB-3657-68-N-04 Direction Of Rotation CCW Voltage: 24.0 V

η	P	I	N
95	135	18	28000
76	108	14	22400
57	81	11	16800
38	54	7	11200
19	27	4	5600
Efficiency-%	Output-W	Current-A	Speed-rpm

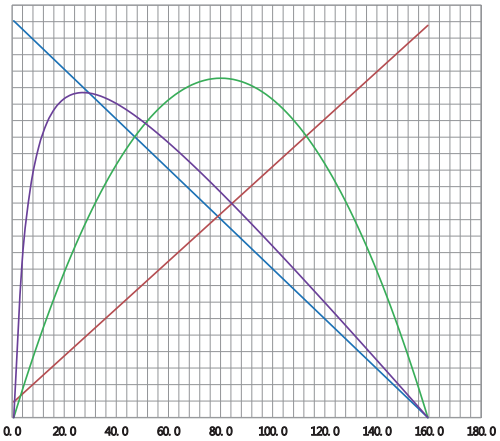

无刷电机

RB-4115-C8

用途：
呼吸机、制氧机



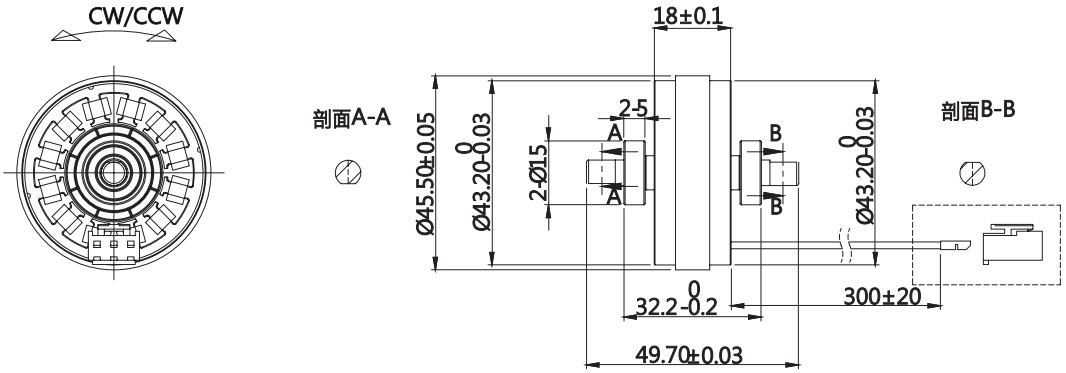

MODEL	VOLTAGE		NO LOAD		AT MAXIMUM EFFICIENCY						STALL	
	OPERATING RANGE	NOMINAL	SPEED	CURRENT	SPEED	CURRENT	TORQUE		OUTPUT	EFF	TORQUE	
			rpm	A	rpm	A	g.cm	mN-m	W	%	g.cm	mN-m
RB-4115-C8-N-01	9.0V-16.0V	12.0V CONSTANT	2600	0.16	2100	1.5	663	65	15	79	4875	479
RB-4115-C8-N-02	9.0V-16.0V	13.0V CONSTANT	2800	0.2	2300	1.6	714	70	17	80	5283	518
RB-4115-C8-N-03	6.0V-26.0V	18.0V CONSTANT	2600	0.13	2100	1	663	65	15	80.57	4875	479
RB-4115-C8-N-04	6.0V-26.0V	24.0V CONSTANT	2600	0.14	2100	0.75	663	65	15	79.58	4875	479

马达出轴长度与性能参数，以及 EMC 对策可依客户需求调整，详情请洽业务。

Model: RB-4115-C8-N-01 Direction Of Rotation: CCW Voltage: 12.0 V

η	P	I	N
100	27	7	2700
80	22	6	2160
60	16	4	1620
40	11	3	1080
20	5	1	540
Efficiency-%	Output-W	Current-A	Speed-rpm

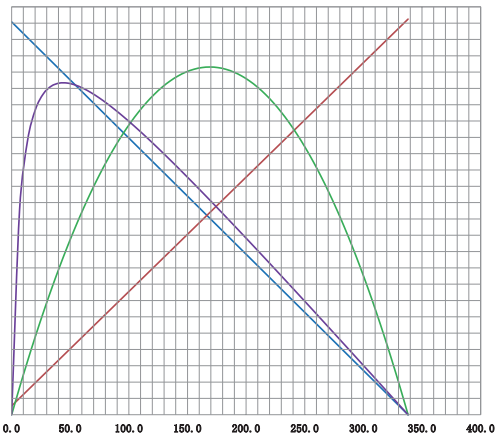

Model: RB-4115-C8-N-02 Direction Of Rotation: CCW Voltage: 13.0 V

η	P	I	N
100	35	9	2900
80	28	7	2320
60	21	5	1740
40	14	3	1160
20	7	2	580
Efficiency-%	Output-W	Current-A	Speed-rpm

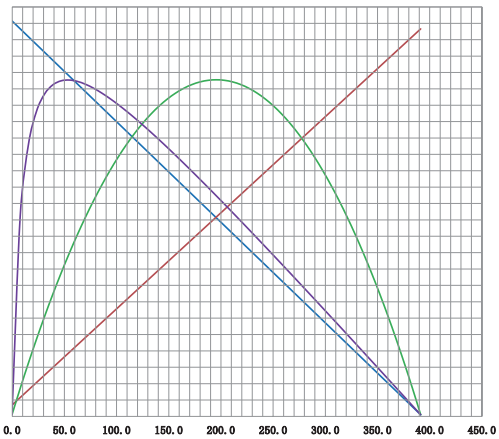

Model RB-4115-C8-N-03 Direction Of Rotation CCW Voltage: 18.0 V

η	P	I	N
100	30	5	2750
80	24	4	2200
60	18	3	1650
40	12	2	1100
20	6	1	550
Efficiency-%	Output-W	Current-A	Speed-rpm

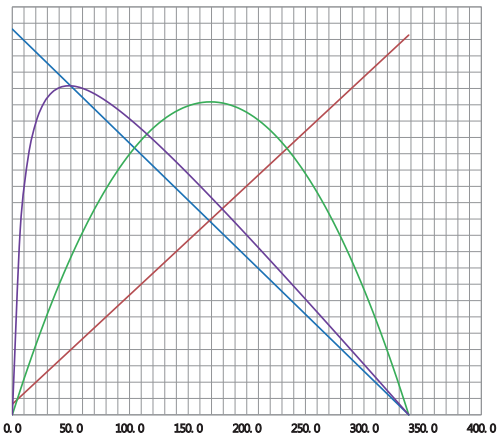

Model: RB-4115-C8-N-04 Direction Of Rotation CCW Voltage: 24.0 V

η	P	I	N
100	28	4	2800
80	22	3	2240
60	17	2	1680
40	11	1	1120
20	6	1	560
Efficiency-%	Output-W	Current-A	Speed-rpm

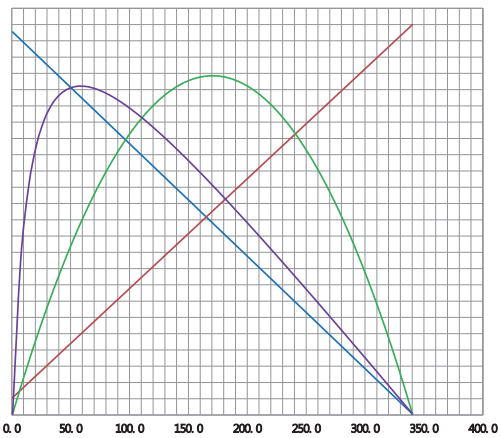

无刷电机

RB-4118-C8

用途：
呼吸机、制氧机

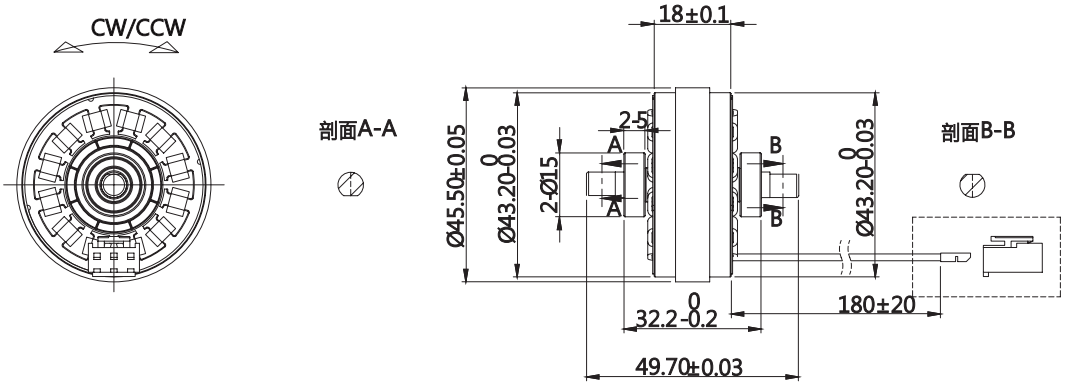

MODEL	VOLTAGE		NO LOAD		AT MAXIMUM EFFICIENCY						STALL	
	OPERATING RANGE	NOMINAL	SPEED	CURRENT	SPEED	CURRENT	TORQUE		OUTPUT	EFF	TORQUE	
			rpm	A	rpm	A	g.cm	mN-m	W	%	g.cm	mN-m
RB-4118-C8-N-01	9.0V-16.0V	12.0V CONSTANT	3400	0.28	2800	3.7	1265	124	36	79	8731	856
RB-4118-C8-N-02	9.0V-16.0V	13.0V CONSTANT	3700	0.3	3070	4	1346	132	42	80	9486	930
RB-4118-C8-N-03	6.0V-26.0V	24.0V CONSTANT	3400	0.22	2800	1.85	1265	124	36	82.92	8731	856
RB-4118-C8-N-04	6.0V-26.0V	18.0V CONSTANT	3400	0.25	2800	2.46	1265	124	36	83.67	8731	856

马达出轴长度与性能参数，以及 EMC 对策可依客户需求调整，详情请洽业务。

Model: RB-4118-C8-N-01 Direction Of Rotation: CCW Voltage: 12.0 V

η	P	I	N
100	75	21	3500
80	60	16	2800
60	45	12	2100
40	30	8	1400
20	15	4	700
Efficiency-%	Output-W	Current-A	Speed-rpm

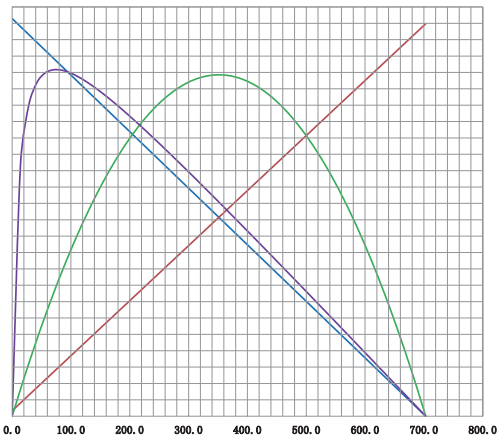

Model: RB-4118-C8-N-02 Direction Of Rotation: CCW Voltage: 13.0 V

η	P	I	N
100	88	23	3800
80	70	18	3040
60	53	14	2280
40	35	9	1520
20	18	5	760
Efficiency-%	Output-W	Current-A	Speed-rpm

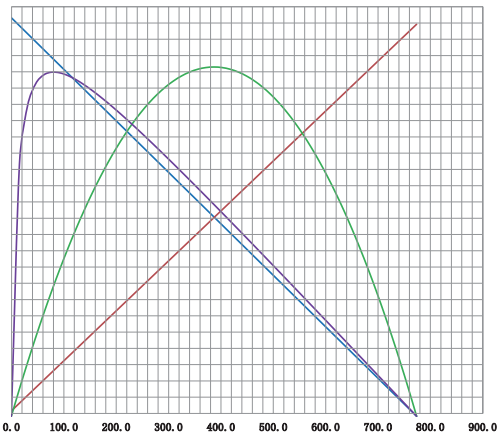

Model RB-4118-C8-N-03 Direction Of Rotation CCW Voltage: 24.0 V

η	P	I	N
100	76	10	3600
80	61	8	2880
60	46	6	2160
40	30	4	1440
20	15	2	720
Efficiency-%	Output-W	Current-A	Speed-rpm

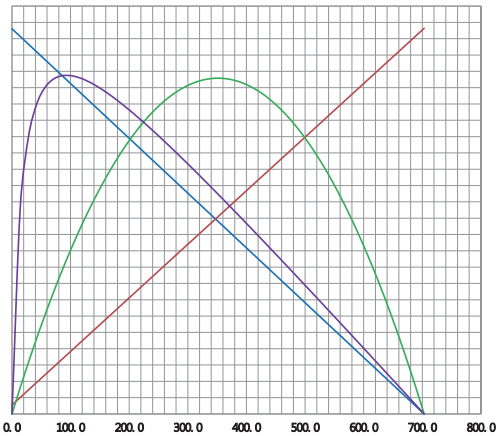

Model RB-4118-C8-N-04 Direction Of Rotation CCW Voltage: 18.0 V

η	P	I	N
100	75	14	3600
80	60	11	2880
60	45	8	2160
40	30	5	1440
20	15	3	720
Efficiency-%	Output-W	Current-A	Speed-rpm

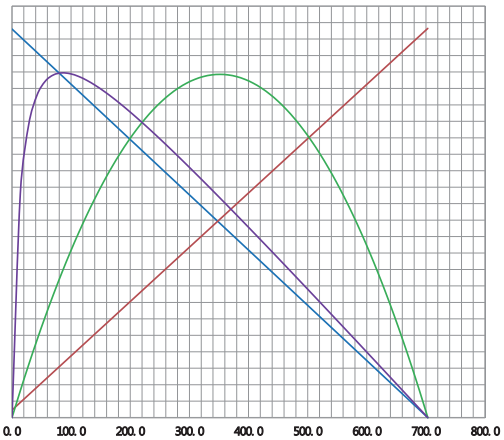

无刷电机

RB-4240-C8

用途：
割草机、服务机器人、高速离心机、料理机、智能扫地机

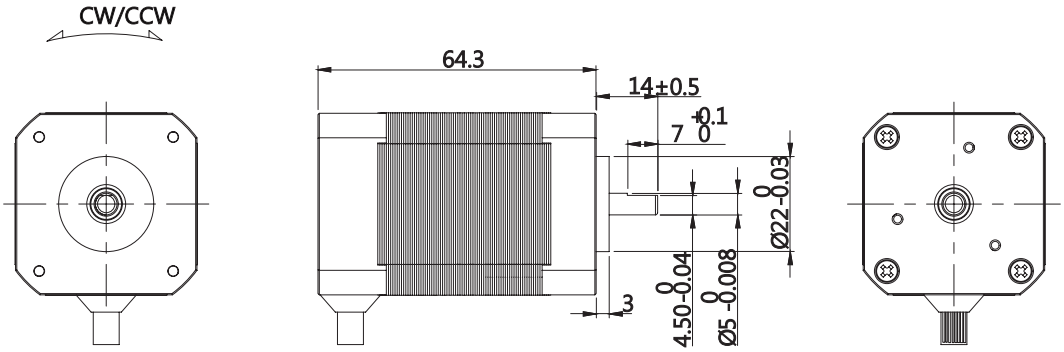

MODEL	VOLTAGE		NO LOAD		AT MAXIMUM EFFICIENCY						STALL	
	OPERATING RANGE	NOMINAL	SPEED	CURRENT	SPEED	CURRENT	TORQUE		OUTPUT	EFF	TORQUE	
			rpm	A	rpm	A	g.cm	mN-m	W	%	g.cm	mN-m
RB-4240-C8-N-01	9.0V-26.0V	24.0V CONSTANT	7000	0.6	6000	4.5	1428	140	88	81	14400	1413
RB-4240-C8-N-02	9.0V-26.0V	12.0V CONSTANT	3500	0.4	3000	2.8	836	82	26	77	7190	705
RB-4240-C8-N-03	9.0V-26.0V	12.0V CONSTANT	7000	0.72	6000	9	1428	140	88	81	14400	1413
RB-4240-C8-N-04	9.0V-26.0V	18.0V CONSTANT	7000	0.55	6000	6	1428	140	88	81	14400	1413

马达出轴长度与性能参数，以及 EMC 对策可依客户需求调整，详情请洽业务。

Model: RB-4240-C8-N-01 Direction Of Rotation: CCW Voltage: 24.0 V

η	P	I	N
90	200	30	7200
72	160	24	5760
54	120	18	4320
36	80	12	2880
18	40	6	1440
Efficiency-%	Output-W	Current-A	Speed-rpm

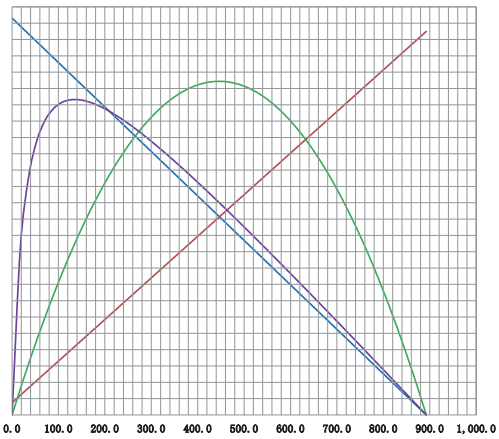

Model: RB-4240-C8-N-02 Direction Of Rotation: CCW Voltage: 12.0 V

η	P	I	N
100	70	18	3600
80	56	14	2880
60	42	11	2160
40	28	7	1440
20	14	4	720
Efficiency-%	Output-W	Current-A	Speed-rpm

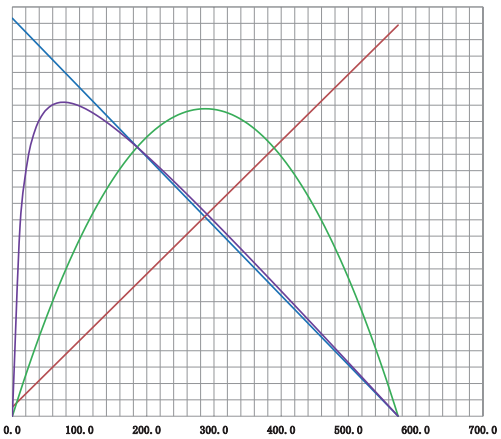

Model RB-4240-C8-N-03 Direction Of Rotation CCW Voltage: 12.0 V

η	P	I	N
100	210	60	7200
80	168	48	5760
60	126	36	4320
40	84	24	2880
20	42	12	1440
Efficiency-%	Output-W	Current-A	Speed-rpm

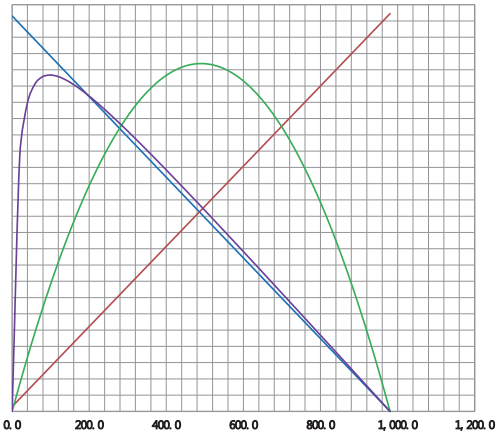

Model RB-4240-C8-N-04 Direction Of Rotation CCW Voltage: 18.0 V

η	P	I	N
100	210	40	7200
80	168	32	5760
60	126	24	4320
40	84	16	2880
20	42	8	1440
Efficiency-%	Output-W	Current-A	Speed-rpm

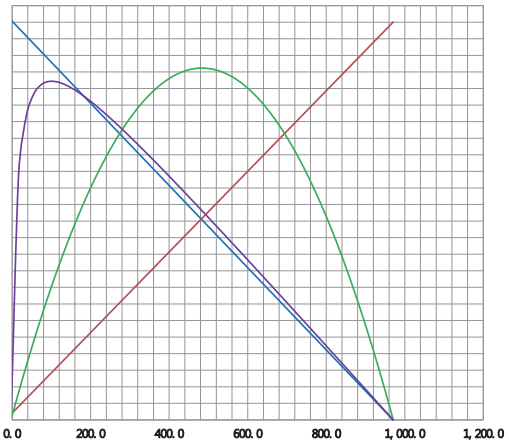

无刷电机

RB-4260-68

用途：

料理机、高速离心机、医用微型泵、手术动力设备、驻车加热器、水泵、风机、致动器、空气压缩机、电动工具、投影机、自动贩卖机、办公打印设备

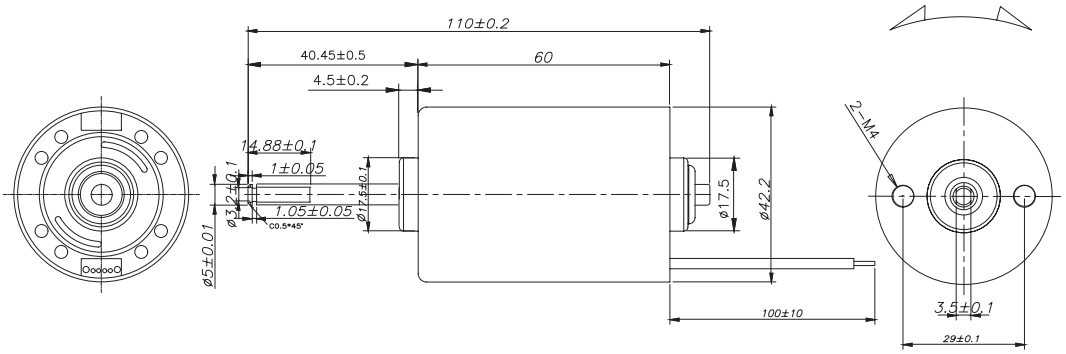

MODEL	VOLTAGE		NO LOAD		AT MAXIMUM EFFICIENCY						STALL	
	OPERATING RANGE	NOMINAL	SPEED	CURRENT	SPEED	CURRENT	TORQUE		OUTPUT	EFF	TORQUE	
			rpm	A	rpm	A	g.cm	mN-m	W	%	g.cm	mN-m
RB-4260-68-N-01	9.0V-14.0V	12.0V CONSTANT	6400	0.3	5150	1.23	208.2	20.41	11	74.1	1066.7	104.58
RB-4260-68-N-02	19.0V-26.0V	24.0V CONSTANT	11930	0.41	10005	2.14	436.1	42.75	44.9	87.4	2774.4	272
RB-4260-68-N-03	19.0V-26.0V	24.0V CONSTANT	5950	0.17	5028	0.93	374.8	36.75	19.3	86.9	2418.7	237.13
RB-4260-68-N-04	8.0V-26.0V	12.0V CONSTANT	4600	0.31	3500	1.95	459	45	16.54	85.6	1934.94	189.7

马达出轴长度与性能参数，以及 EMC 对策可依客户需求调整，详情请洽业务。

Model: RB-4260-68-N-01 Direction Of Rotation: CCW Voltage: 12.0 V

η	P	I	N
90	21	5	6800
72	17	4	5440
54	13	3	4080
36	8	2	2720
18	4	1	1360
Efficiency-%	Output-W	Current-A	Speed-rpm

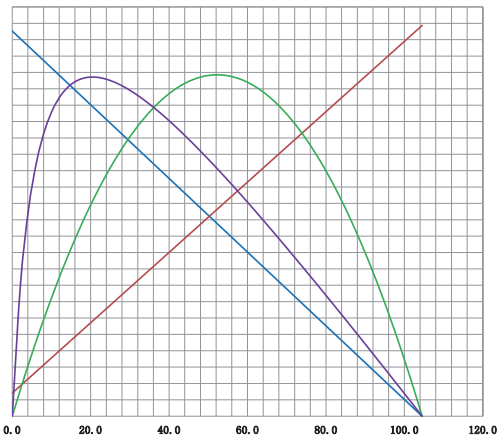

Model: RB-4260-68-N-02 Direction Of Rotation: CCW Voltage: 24.0 V

η	P	I	N
95	100	14	13000
76	80	11	10400
57	60	8	7800
38	40	5	5200
19	20	3	2600
Efficiency-%	Output-W	Current-A	Speed-rpm

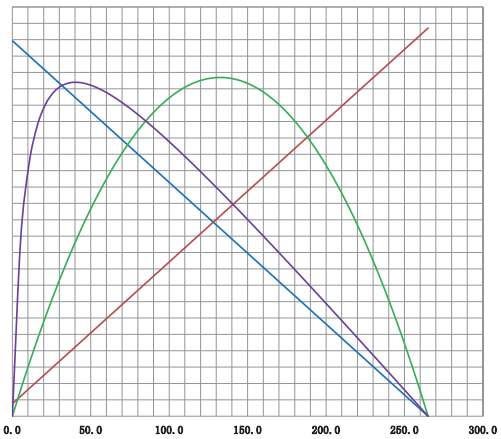

Model: RB-4260-68-N-03 Direction Of Rotation: CCW Voltage: 24.0 V

η	P	I	N
100	45	5	6200
80	36	4	4960
60	27	3	3720
40	18	2	2480
20	9	1	1240
Efficiency-%	Output-W	Current-A	Speed-rpm

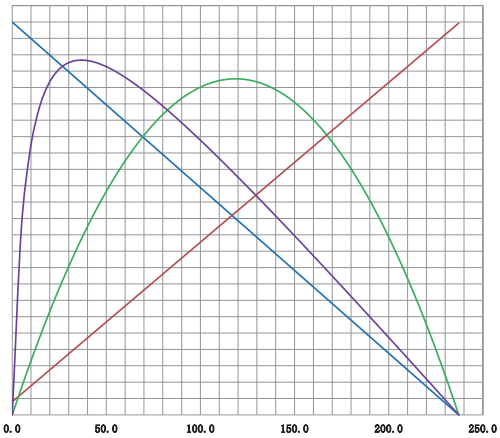

Model: RB-4260-68-N-04 Direction Of Rotation: CCW Voltage: 12.0 V

η	P	I	N
90	28	8	4800
72	22	6	3840
54	17	5	2880
36	11	3	1920
18	6	2	960
Efficiency-%	Output-W	Current-A	Speed-rpm

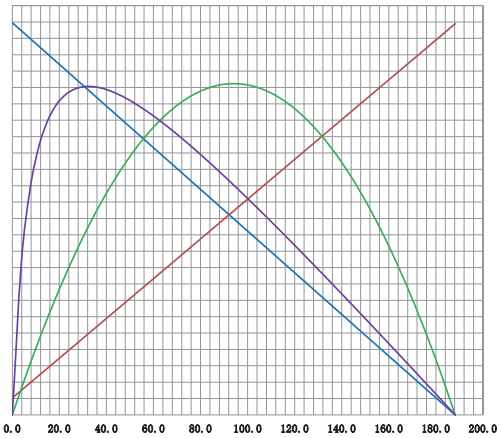

无刷电机

RB-4266-68

用途：
料理机、高速离心机、医用微型泵、手术动力设备、驻车加热器、水泵、风机、致动器、空气压缩机、电动工具、投影机、自动贩卖机、办公打印设备

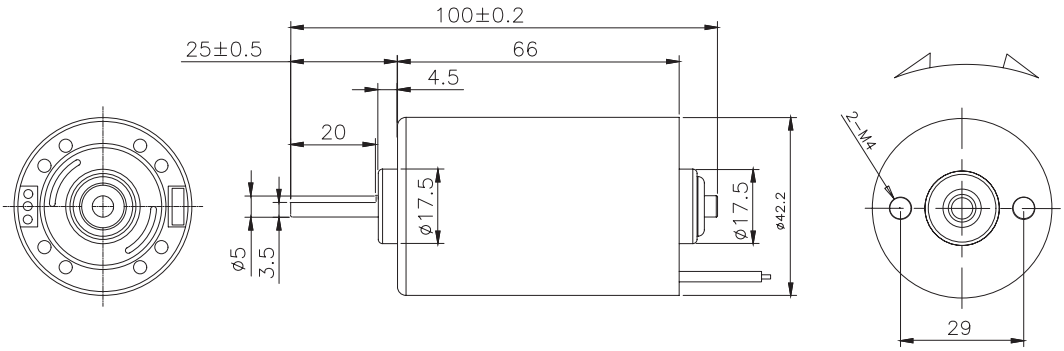

MODEL	VOLTAGE		NO LOAD		AT MAXIMUM EFFICIENCY						STALL	
	OPERATING RANGE	NOMINAL	SPEED	CURRENT	SPEED	CURRENT	TORQUE		OUTPUT	EFF	TORQUE	
			rpm	A	rpm	A	g.cm	mN-m	W	%	g.cm	mN-m
RB-4266-68-N-01	9.0V-26.0V	12.0V CONSTANT	4750	0.2	3800	4.1	800	78	38	80	7300	720
RB-4266-68-N-02	9.0V-26.0V	18.0V CONSTANT	7200	0.25	6000	3.6	802	80	54	83	11000	1080
RB-4266-68-N-03	9.0V-26.0V	24.0V CONSTANT	9500	0.28	8000	3.4	867	85	72	85	14680	1440
RB-4266-68-N-04	9.0V-26.0V	24.0V CONSTANT	5000	0.3	3150	3	1600	156.86	30.72	84.78	424.07	41.58

马达出轴长度与性能参数，以及 EMC 对策可依客户需求调整，详情请洽业务。

Model: RB-4266-68-N-01 Direction Of Rotation: CCW Voltage: 12.0 V

η	P	I	N
85	60	20	5000
68	48	16	4000
51	36	12	3000
34	24	8	2000
17	12	4	1000
Efficiency-%	Output-W	Current-A	Speed-rpm

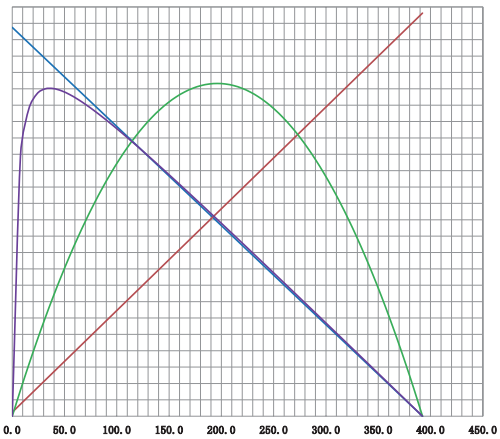

Model: RB-4266-68-N-02 Direction Of Rotation: CCW Voltage: 18.0 V

η	P	I	N
100	110	22	7500
80	88	17	6000
60	66	13	4500
40	44	9	3000
20	22	4	1500
Efficiency-%	Output-W	Current-A	Speed-rpm

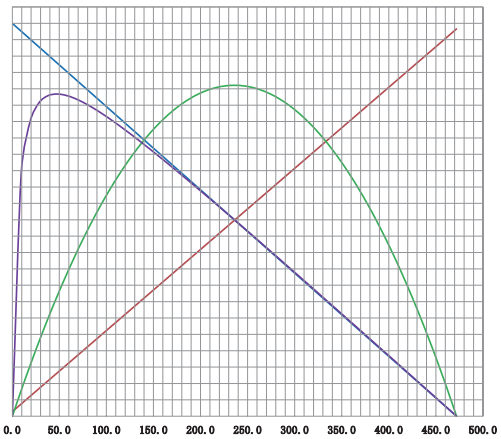

Model: RB-4266-68-N-03 Direction Of Rotation: CCW Voltage: 24.0 V

η	P	I	N
100	165	21	9800
80	132	17	7840
60	99	13	5880
40	66	8	3920
20	33	4	1960
Efficiency-%	Output-W	Current-A	Speed-rpm

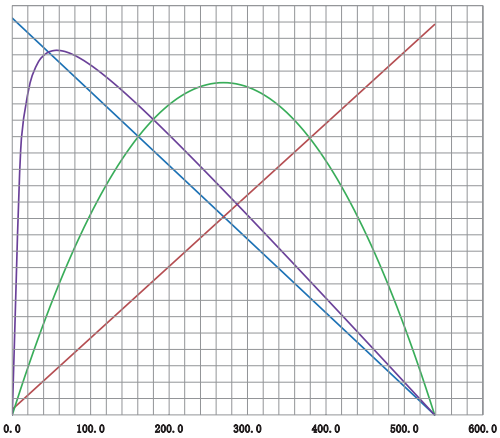

Model: RB-4266-68-N-04 Direction Of Rotation CCW Voltage: 24.0 V

η	P	I	N
100	65	8	5300
80	52	6	4240
60	39	5	3180
40	26	3	2120
20	13	2	1060
Efficiency-%	Output-W	Current-A	Speed-rpm

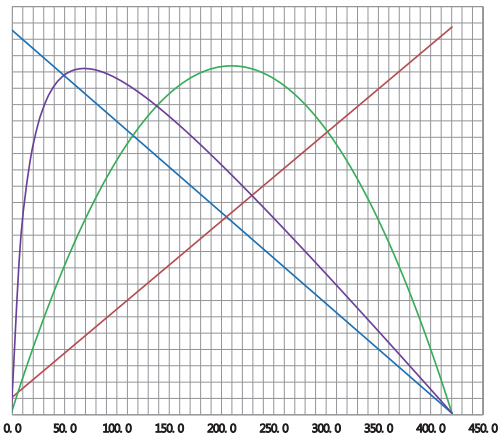

无刷电机

RB-4260A-68

用途：
料理机、高速离心机、医用微型泵、手术动力设备、驻车加热器、水泵、风机、致动器、空气压缩机、电动工具、投影机、自动贩卖机、办公打印设备

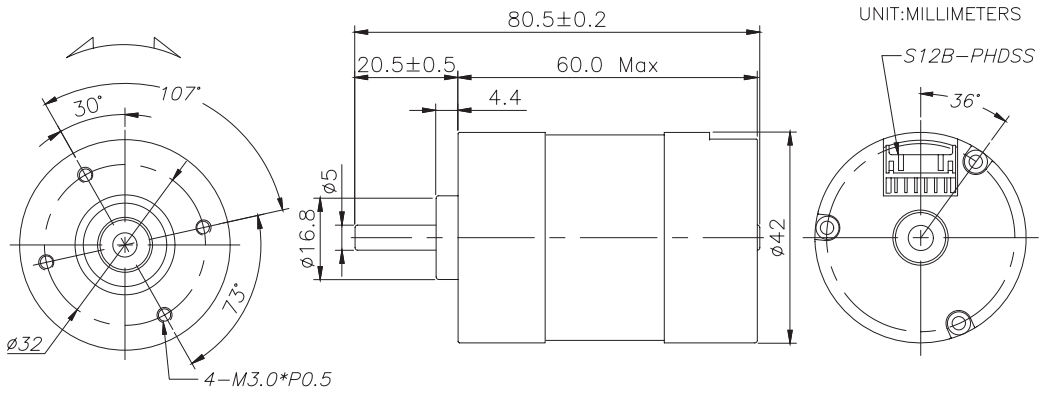

MODEL	VOLTAGE		NO LOAD		AT MAXIMUM EFFICIENCY						STALL	
	OPERATING RANGE	NOMINAL	SPEED	CURRENT	SPEED	CURRENT	TORQUE		OUTPUT	EFF	TORQUE	
			rpm	A	rpm	A	g.cm	mN-m	W	%	g.cm	mN-m
RB-4260A-68-N-01	12.0V-26.0V	24.0V CONSTANT	3998	0.23	3406	1.32	748	73.33	26.17	82.3	5052.8	495.37
RB-4260A-68-N-02	12.0V-26.0V	24.0V CONSTANT	4150	0.22	3587	1.6	827	81.08	30.5	79.28	6102.9	598.32
RB-4260A-68-N-03	12.0V-26.0V	12.0V CONSTANT	4000	0.42	3240	2.9	800	78.43	22.07	77.31	412.91	40.48
RB-4260A-68-N-04	12.0V-26.0V	24.0V CONSTANT	5800	0.34	5100	1.4	500	49	33.48	79.21	406.28	39.83

马达出轴长度与性能参数，以及 EMC 对策可依客户需求调整，详情请洽业务。

Model: RB-4260A-68-N-01 Direction Of Rotation: CCW Voltage: 24.0 V

η	P	I	N
100	62	8	4200
80	50	6	3360
60	37	5	2520
40	25	3	1680
20	12	2	840
Efficiency-%	Output-W	Current-A	Speed-rpm

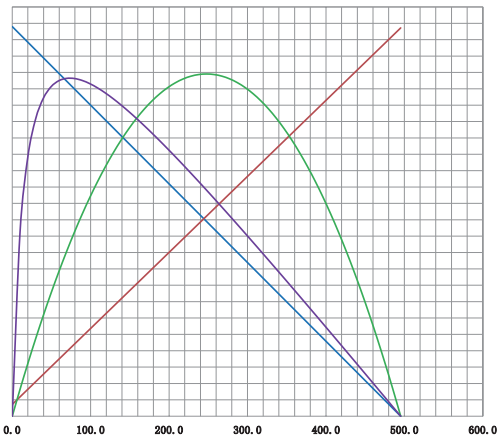

Model: RB-4260A-68-N-02 Direction Of Rotation: CCW Voltage: 24.0 V

η	P	I	N
100	80	11	4200
80	64	9	3360
60	48	7	2520
40	32	4	1680
20	16	2	840
Efficiency-%	Output-W	Current-A	Speed-rpm

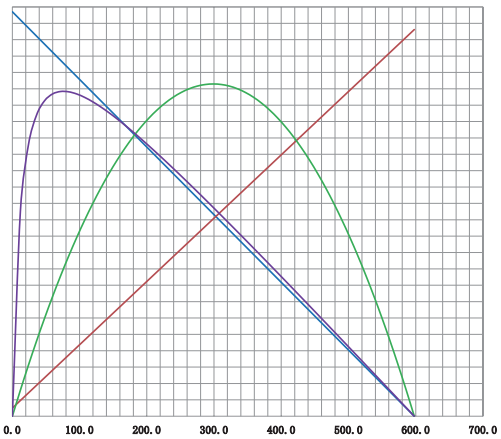

Model RB-4260-68-N-03 Direction Of Rotation CCW Voltage: 24.0 V

η	P	I	N
100	45	5	6200
80	36	4	4960
60	27	3	3720
40	18	2	2480
20	9	1	1240
Efficiency-%	Output-W	Current-A	Speed-rpm

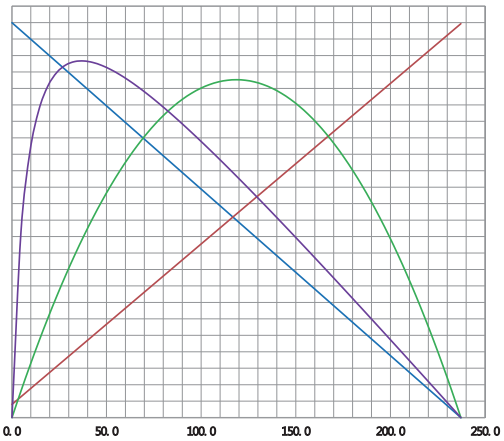

Model RB-4260-68-N-04 Direction Of Rotation CCW Voltage: 12.0 V

η	P	I	N
90	28	8	4800
72	22	6	3840
54	17	5	2880
36	11	3	1920
18	6	2	960
Efficiency-%	Output-W	Current-A	Speed-rpm

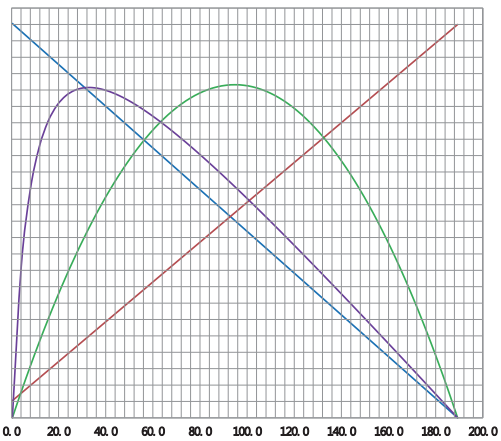

无刷电机

RB-4816-CE

用途：
电动工具、料理机



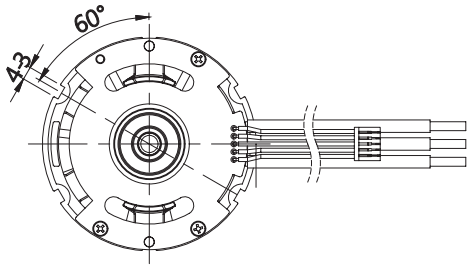

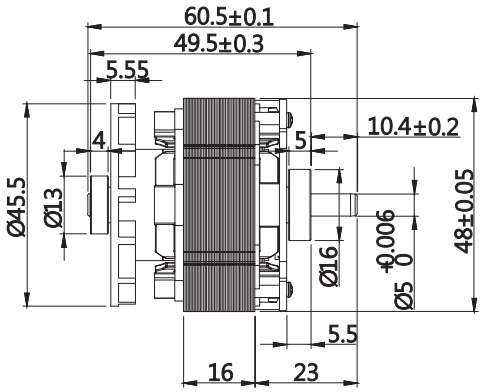

MODEL	VOLTAGE		NO LOAD		AT MAXIMUM EFFICIENCY						STALL	
	OPERATING RANGE	NOMINAL	SPEED	CURRENT	SPEED	CURRENT	TORQUE		OUTPUT	EFF	TORQUE	
			rpm	A	rpm	A	g.cm	mN-m	W	%	g.cm	mN-m
RB-4816-CE-N-01	24.0V-40.0V	36.0V CONSTANT	24500	1.2	18500	10.5	1735	170	330	85	27250	2672
RB-4816-CE-N-02	12.0V-21.0V	18.0V CONSTANT	25000	3.8	19100	30	2284	224	448	83	26800	2628
RB-4816-CE-N-03	12.0V-26.0V	24.0V CONSTANT	25000	3.2	18500	20	1735	170	330	70.95	27250	2672
RB-4816-CE-N-04	12.0V-26.0V	24.0V CONSTANT	24500	1.32	18500	18	1735	170	330	85	27250	2672

马达出轴长度与性能参数，以及 EMC 对策可依客户需求调整，详情请洽业务。

Model: RB-4816-CE-N-01 Direction Of Rotation: CCW Voltage: 36.0 V

Efficiency-% (η)	Output-W (P)	Current-A (I)	Speed-rpm (N)
75	1200	145	25300
60	960	116	20240
45	720	87	15180
30	480	58	10120
15	240	29	5060

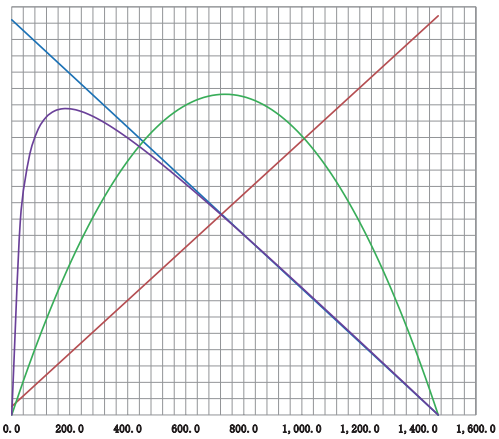

Model: RB-4816-CE-N-02 Direction Of Rotation: CCW Voltage: 18.0 V

Efficiency-% (η)	Output-W (P)	Current-A (I)	Speed-rpm (N)
100	750	120	25300
80	600	96	20240
60	450	72	15180
40	300	48	10120
20	150	24	5060

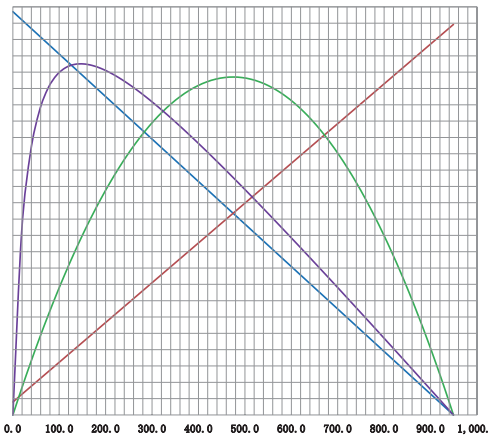

Model RB-4816-CE-N-03 Direction Of Rotation CCW Voltage: 24.0 V

Efficiency-% (η)	Output-W (P)	Current-A (I)	Speed-rpm (N)
75	520	70	26000
60	416	56	20800
45	312	42	15600
30	208	28	10400
15	104	14	5200

Model RB-4816-CE-N-04 Direction Of Rotation CCW Voltage: 24.0 V

Efficiency-% (η)	Output-W (P)	Current-A (I)	Speed-rpm (N)
100	550	72	25000
80	440	58	20000
60	330	43	15000
40	220	29	10000
20	110	14	5000

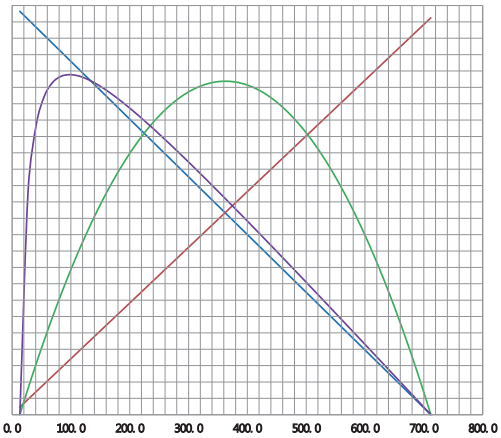

无刷电机

RB-5740-68

用途：

割草机、服务机器人、实验室高速离心机、料理机



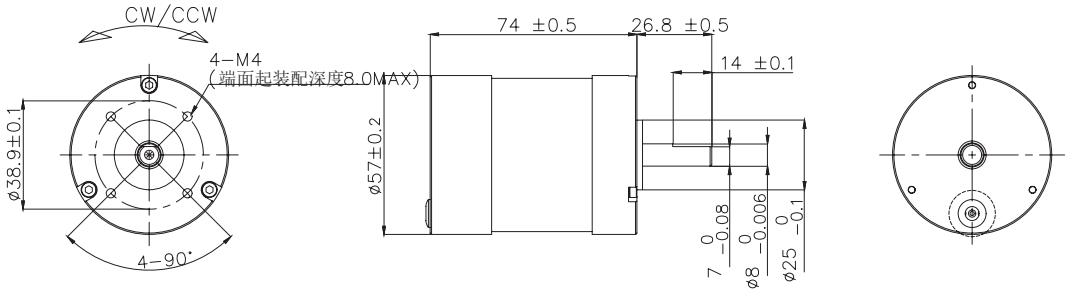

MODEL	VOLTAGE		NO LOAD		AT MAXIMUM EFFICIENCY						STALL	
	OPERATING RANGE	NOMINAL	SPEED	CURRENT	SPEED	CURRENT	TORQUE		OUTPUT	EFF	TORQUE	
			rpm	A	rpm	A	g.cm	mN-m	W	%	g.cm	mN-m
RB-5740-68-N-01	6.0-15.0V	12.0V CONSTANT	2550	0.38	2370	3.05	131.3	12.87	65	83.8	1445.6	141.73
RB-5740-68-N-02	8.0-26.0V	24.0V CONSTANT	4980	0.62	4524	6.15	265.1	25.99	125.7	85.1	2895.3	283.85
RB-5740-68-N-03	18.0-26.0V	24.0V CONSTANT	6000	0.6	5250	2.2	700	68.63	49	73	2800.82	274.59
RB-5740-68-N-04	18.0V-26.0V	18.0V CONSTANT	6000	0.67	5250	2.64	700	68.63	49	73	2800.82	274.59

马达出轴长度与性能参数，以及 EMC 对策可依客户需求调整，详情请洽业务。

Model: RB-5740-68-N-01 Direction Of Rotation: CCW Voltage: 12.0 V

η	P	I	N
95	25	6	2650
76	20	5	2120
57	15	3	1590
38	10	2	1060
19	5	1	530
Efficiency-%	Output-W	Current-A	Speed-rpm

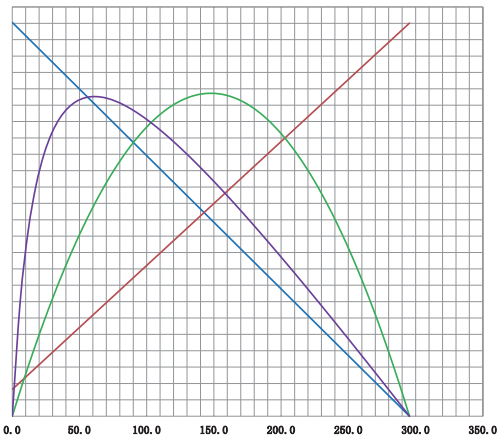

Model: RB-5740-68-N-02 Direction Of Rotation: CCW Voltage: 24.0 V

η	P	I	N
11	45	65	5200
9	36	52	4160
7	27	39	3120
4	18	26	2080
2	9	13	1040
Efficiency-%	Output-W	Current-A	Speed-rpm

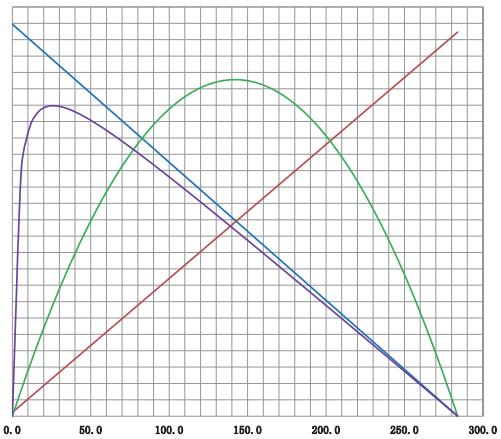

Model: RB-5740-68-N-03 Direction Of Rotation: CCW Voltage: 24.0 V

η	P	I	N
100	110	12	6200
80	88	10	4960
60	66	7	3720
40	44	5	2480
20	22	2	1240
Efficiency-%	Output-W	Current-A	Speed-rpm

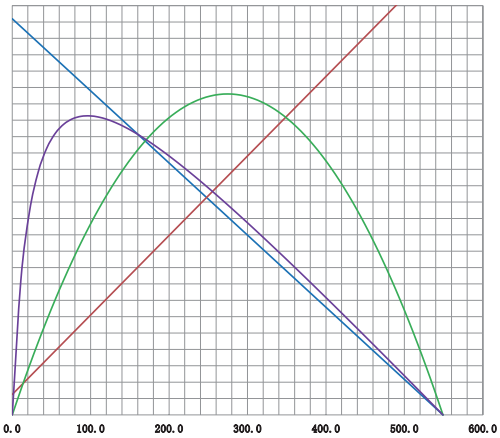

Model: RB-5740-68-N-04 Direction Of Rotation CCW Voltage: 18.0 V

η	P	I	N
100	110	17	6400
80	88	14	5120
60	66	10	3840
40	44	7	2560
20	22	3	1280
Efficiency-%	Output-W	Current-A	Speed-rpm

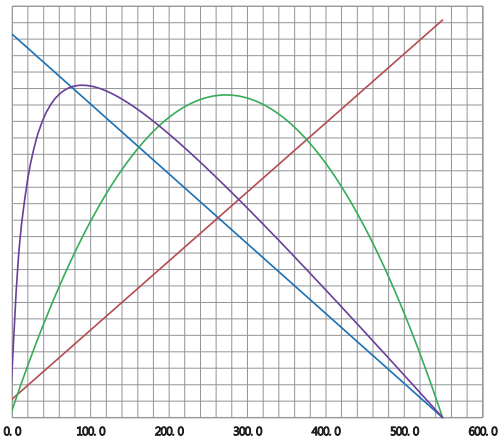

无刷电机

RB-8530-C8

用途：
制氧机

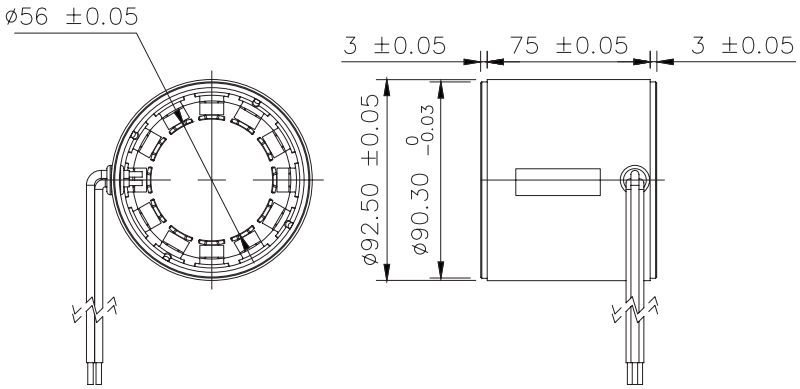

MODEL	VOLTAGE		NO LOAD		AT MAXIMUM EFFICIENCY						STALL	
	OPERATING RANGE	NOMINAL	SPEED	CURRENT	SPEED	CURRENT	TORQUE		OUTPUT	EFF	TORQUE	
			rpm	A	rpm	A	g.cm	mN-m	W	%	g.cm	mN-m
RB-8530-C8-N-01	12.0-26.0V	12.0V CONSTANT	2300	2.8	1850	21	10200	1000	205	79	89800	8810
RB-8530-C8-N-02	12.0-26.0V	24.0V CONSTANT	2400	1.5	1900	11	10200	1000	210	80	115770	11350
RB-8530-C8-N-03	24.0V-40.0V	36.0V CONSTANT	2300	1	1850	7	10200	1000	210	80	115770	11350
RB-8530-C8-N-04	6.0V-26.0V	18.0V CONSTANT	2300	3.1	1850	14	10200	1000	205	76.84	89800	8810

马达出轴长度与性能参数，以及 EMC 对策可依客户需求调整，详情请洽业务。

Model: RB-8530-C8-N-01 Direction Of Rotation: CCW Voltage: 12.0 V

η	P	I	N
100	400	100	2450
80	320	80	1960
60	240	60	1470
40	160	40	980
20	80	20	490
Efficiency-%	Output-W	Current-A	Speed-rpm

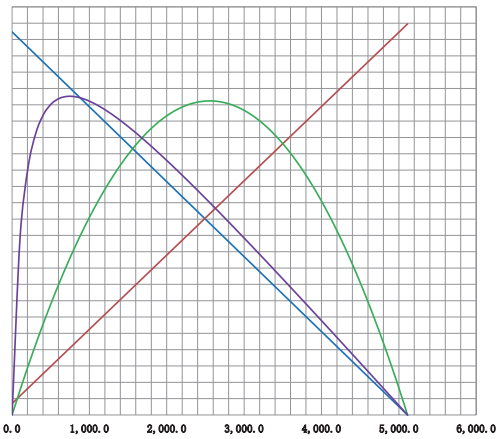

Model: RB-8530-C8-N-02 Direction Of Rotation: CCW Voltage: 24.0 V

η	P	I	N
100	400	50	2500
80	320	40	2000
60	240	30	1500
40	160	20	1000
20	80	10	500
Efficiency-%	Output-W	Current-A	Speed-rpm

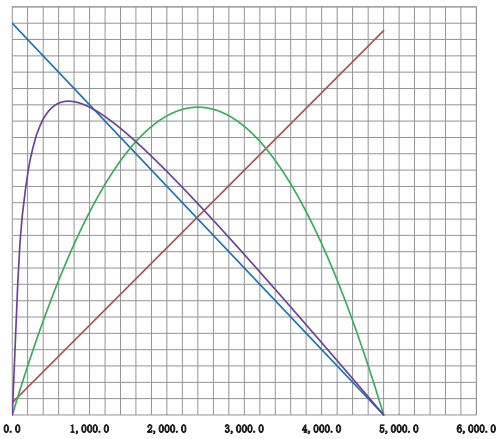

Model RB-8530-C8-N-03 Direction Of Rotation CCW Voltage: 36.0 V

η	P	I	N
100	400	34	2500
80	320	27	2000
60	240	20	1500
40	160	13	1000
20	80	7	500
Efficiency-%	Output-W	Current-A	Speed-rpm

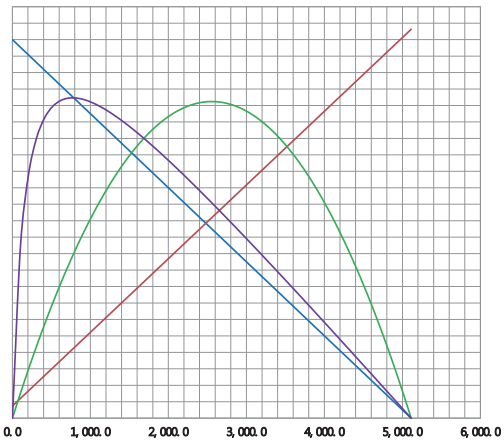

Model RB-8530-C8-N-04 Direction Of Rotation CCW Voltage: 18.0 V

η	P	I	N
100	380	63	2450
80	304	50	1960
60	228	38	1470
40	152	25	980
20	76	13	490
Efficiency-%	Output-W	Current-A	Speed-rpm

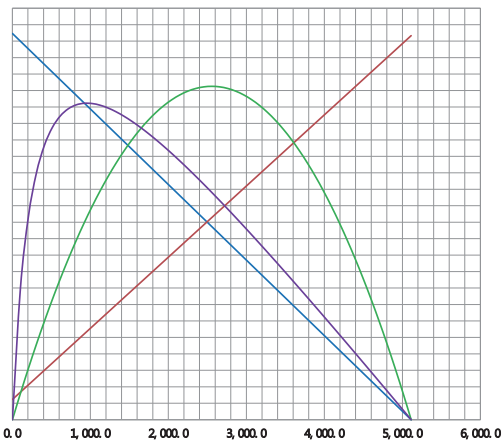

无刷电机

RB-4510-32

用途：
吸尘器

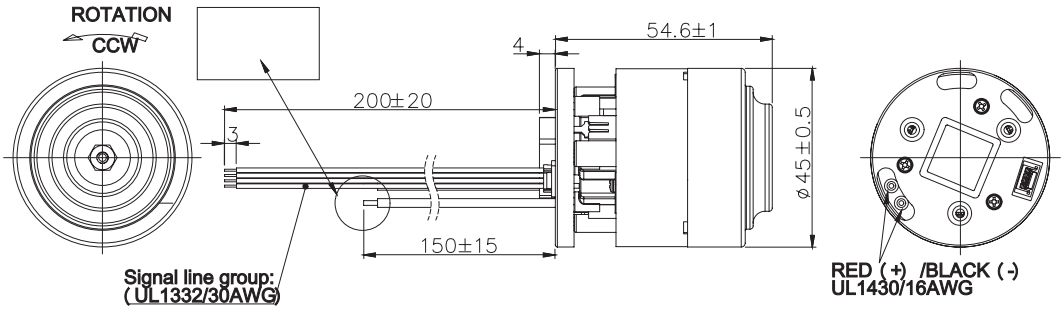

MODEL	PERFORMANCE PARAMETER					
	OPERATING RANGE"	NOMINAL	SPEED	CURRENT	EFFICIENCY	OUTPUT
			rpm	A	%	W
RB-4510C05-32-N-01	6.0V-9.0V	7.2V CONSTANT	65000±3000	11	≥50	80
RB-4510C01-32-N-02	9.0V-16.0V	10.8V CONSTANT	80000±3000	12	≥50	130
RB-4510C03-32-N-03	9.0V-16.0V	12.0V CONSTANT	80000±3000	10	≥50	130
RB-4510C02-32-N-04	12.0V-17.0V	14.4V CONSTANT	93500±3000	17	≥50	240

马达出轴长度与性能参数，以及 EMC 对策可依客户需求调整，详情请洽业务。

RB-5510-32

用途：
吸尘器



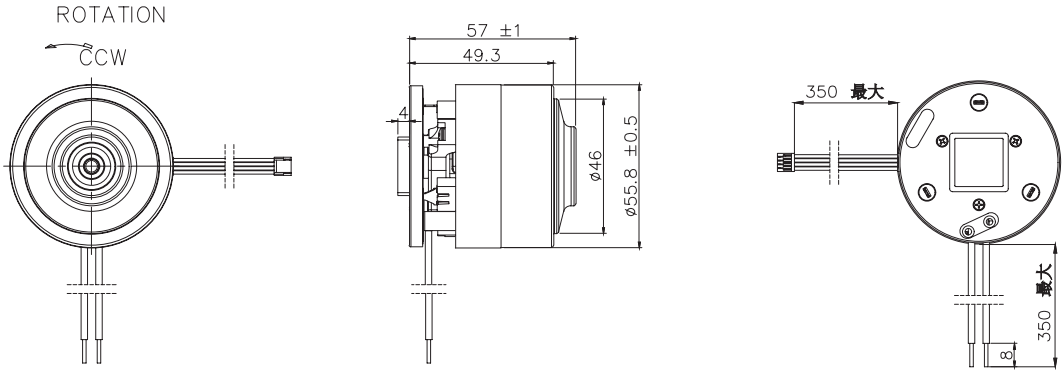

MODEL	PERFORMANCE PARAMETER					
	OPERATING RANGE"	NOMINAL	SPEED	CURRENT	EFFICIENCY	OUTPUT
			rpm	A	%	W
RB-5510-32-N-01	17.0V-26.0V	18.0V CONSTANT	80000±3000	21.1	≥50	380
RB-5510-32-N-02	17.0V-26.0V	21.6V CONSTANT	80000±3000	17.5	≥50	380

马达出轴长度与性能参数，以及 EMC 对策可依客户需求调整，详情请洽业务。

无刷电机

RB-25-62

用途：
便携式风扇、高速吹风机、工业散热风机

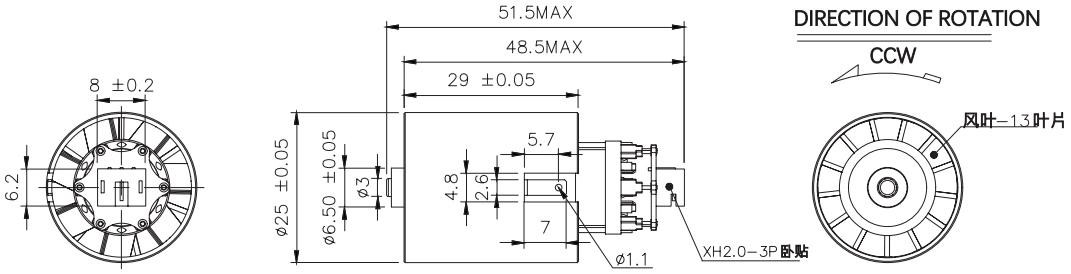

MODEL	PERFORMANCE PARAMETER					
	OPERATING RANGE"	NOMINAL	SPEED	CURRENT	EFFICIENCY	OUTPUT
			rpm	A	%	W
RB-25-62-N-01	90.0-120.0V	100.0V CONSTANT	120000±5000	1.8	≥50	120
RB-25-62-N-02	180.0-260.0V	220.0V CONSTANT	120000±5000	1.3	≥50	120

马达出轴长度与性能参数，以及 EMC 对策可依客户需求调整，详情请洽业务。

RB-27-62

用途：
便携式风扇、高速吹风机、工业散热风机

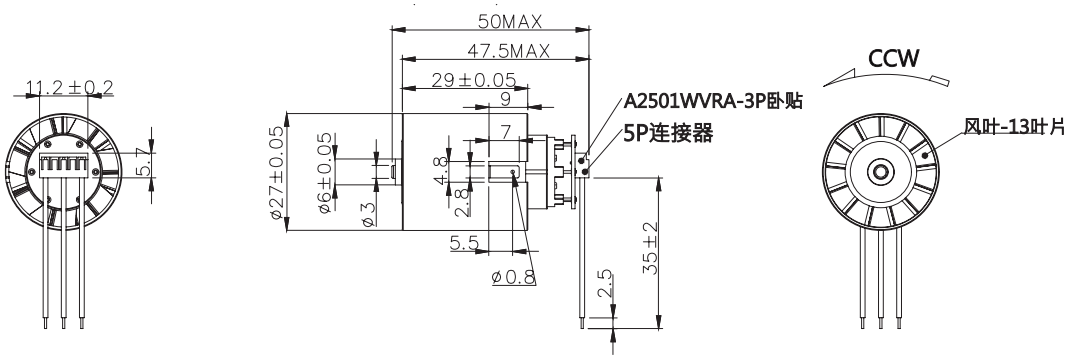

MODEL	PERFORMANCE PARAMETER					
	OPERATING RANGE"	NOMINAL	SPEED	CURRENT	EFFICIENCY	OUTPUT
			rpm	A	%	W
RB-27-62-N-01	90.0-120.0V	100.0V CONSTANT	120000±5000	1	≥50	120
RB-27-62-N-02	180.0-240.0V	220.0V CONSTANT	120000±5000	1.5	≥50	120
RB-27-62-N-03	9.0V-16.0V	12.0V CONSTANT	120000±5000		≥50	120
RB-27-62-N-04	6.0V-9.0V	7.2V CONSTANT	120000±5000		≥50	150

马达出轴长度与性能参数，以及 EMC 对策可依客户需求调整，详情请洽业务。

无刷电机

RB-29-62

用途：
便携式风扇、高速吹风机、工业散热风机

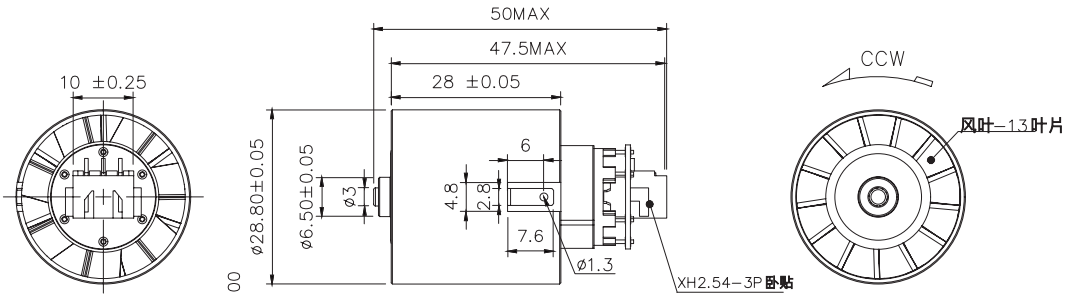

MODEL	PERFORMANCE PARAMETER					
	OPERATING RANGE"	NOMINAL	SPEED	CURRENT	EFFICIENCY	OUTPUT
			rpm	A	%	W
RB-29-62-N-01	90.0V-120.0V	100.0V CONSTANT	110000±5000	2	≥50	100
RB-29-62-N-02	180.0V-260.0V	220.0V CONSTANT	110000±5000	1.5	≥50	100
RB-29-62-N-03	9.0V-16.0V	12.0V CONSTANT	120000±5000	12	≥50	150

马达出轴长度与性能参数，以及 EMC 对策可依客户需求调整，详情请洽业务。

RB-32-62

用途：
便携式风扇、高速吹风机、工业散热风机



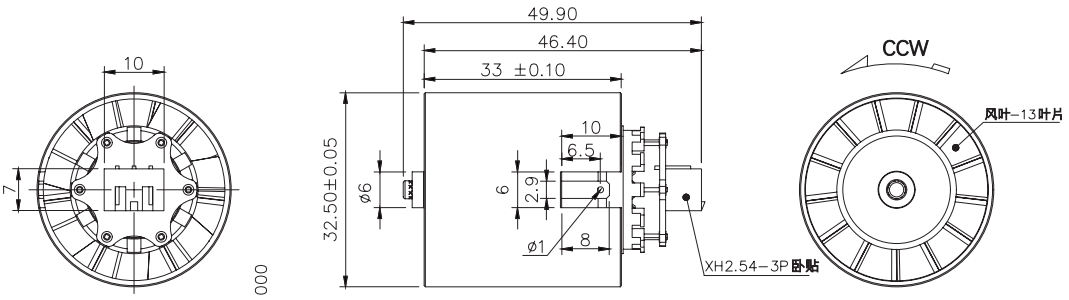

MODEL	PERFORMANCE PARAMETER					
	OPERATING RANGE"	NOMINAL	SPEED	CURRENT	EFFICIENCY	OUTPUT
			rpm	A	%	W
RB-32-62-N-01	180.0V-240.0V	220.0V CONSTANT	90000±5000	1.3	≥50	150
RB-32-62-N-02	90.0V-120.0V	100.0V CONSTANT	90000±5000	2	≥50	150

马达出轴长度与性能参数，以及 EMC 对策可依客户需求调整，详情请洽业务。

无刷电机

RB-36-62

用途：
便携式风扇、高速吹风机、工业散热风机

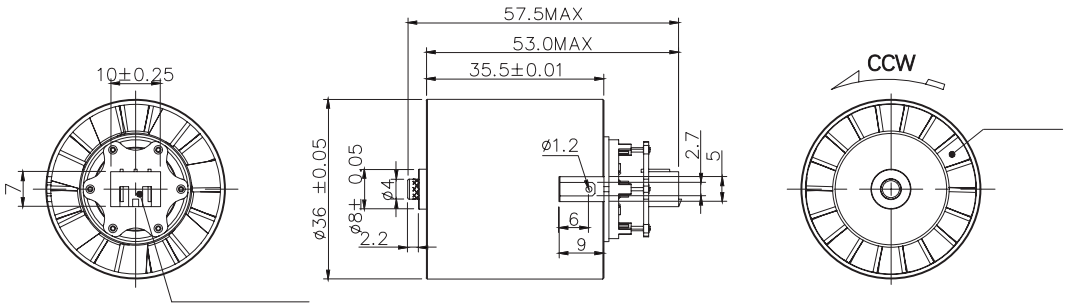

MODEL	PERFORMANCE PARAMETER					
	OPERATING RANGE"	NOMINAL	SPEED	CURRENT	EFFICIENCY	OUTPUT
			rpm	A	%	W
RB-36-62-N-01	190.0-240.0V	220.0V CONSTANT	80000±5000	1.5	≥50	150
RB-36-62-N-02	190.0-140.0V	120.0V CONSTANT	80000±5000	2.3	≥50	150

马达出轴长度与性能参数，以及 EMC 对策可依客户需求调整，详情请洽业务。

RB-40-62

用途：
便携式风扇、高速吹风机、工业散热风机

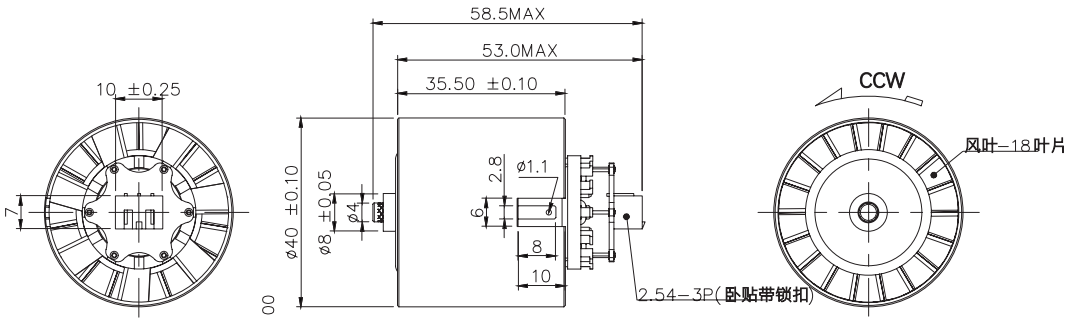

MODEL	PERFORMANCE PARAMETER					
	OPERATING RANGE"	NOMINAL	SPEED	CURRENT	EFFICIENCY	OUTPUT
			rpm	A	%	W
RB-40-62-N-01	180.0-240.0V	220.0V CONSTANT	80000±5000	1.6	≥50	160
RB-40-62-N-02	90.0V-120.0V	100.0V CONSTANT	80000±5000	2.5	≥50	160

马达出轴长度与性能参数，以及 EMC 对策可依客户需求调整，详情请洽业务。

无刷电机

RB-1806-CE

用途：
无人机、气泵、电动工具、智能家电、风扇、电动窗帘、智能电动车、儿童电动车

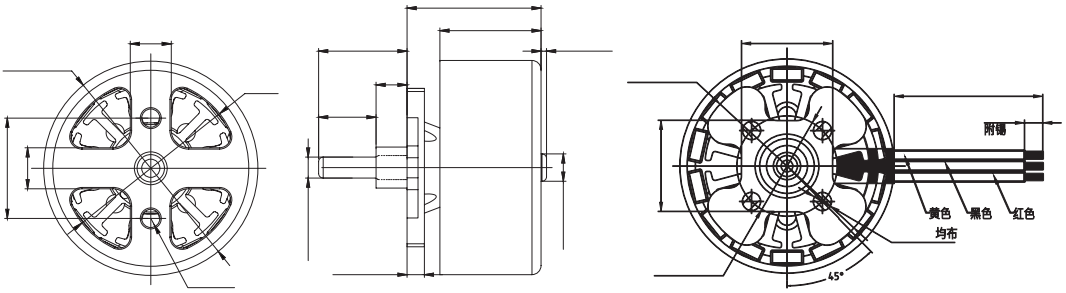

MODEL	VOLTAGE		NO LOAD		AT MAXIMUM EFFICIENCY						STALL	
	OPERATING RANGE	NOMINAL	SPEED	CURRENT	SPEED	CURRENT	TORQUE		OUTPUT	EFF	TORQUE	
			rpm	A	rpm	A	g.cm	mN-m	W	%	g.cm	mN-m
RB-1806-CE-N-01	5.0V-8.4V	7.4V CONSTANT	18300	0.5	15555	4.99	167.6	16.4	26.73	73.2	1117.1	109.5
RB-1806-CE-N-02	5.0V-13.1V	11.1V CONSTANT	18150	0.35	15428	3.9	191	18.7	30	70	1272	124.7
RB-1806-CE-N-03	5.0V-8.4V	7.4V CONSTANT	21573	0.337	19313	2.88	88.4	8.7	17.9	84	843	82.6
RB-1806-CE-N-04	5.0V-13.1V	11.1V CONSTANT	22747	0.45	20184	3.56	154	15	32.5	82	1367	134

马达出轴长度与性能参数，以及 EMC 对策可依客户需求调整，详情请洽业务。

Model: RB-1806-CE-N-01 Direction Of Rotation: CCW Voltage: 7.4 V

η	P	I	N
95	65	32	19000
76	52	26	15200
57	39	19	11400
38	26	13	7600
19	13	6	3800
Efficiency-%	Output-W	Current-A	Speed-rpm

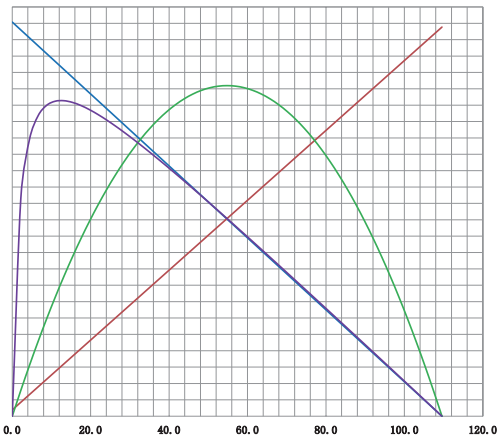

Model: RB-1806-CE-N-02 Direction Of Rotation: CCW Voltage: 11.1 V

η	P	I	N
95	75	25	19000
76	60	20	15200
57	45	15	11400
38	30	10	7600
19	15	5	3800
Efficiency-%	Output-W	Current-A	Speed-rpm

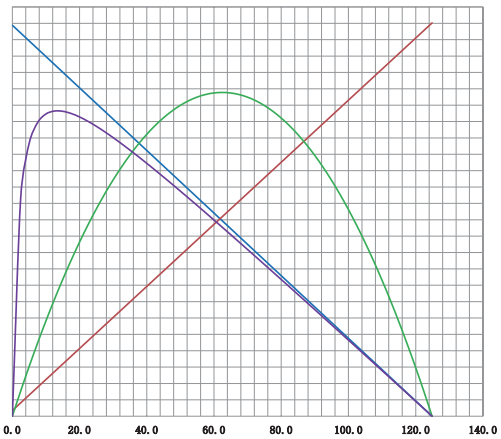

Model: RB-1806-CE-N-03 Direction Of Rotation: CCW Voltage: 7.4 V

η	P	I	N
100	55	26	22000
80	44	21	17600
60	33	16	13200
40	22	10	8800
20	11	5	4400
Efficiency-%	Output-W	Current-A	Speed-rpm

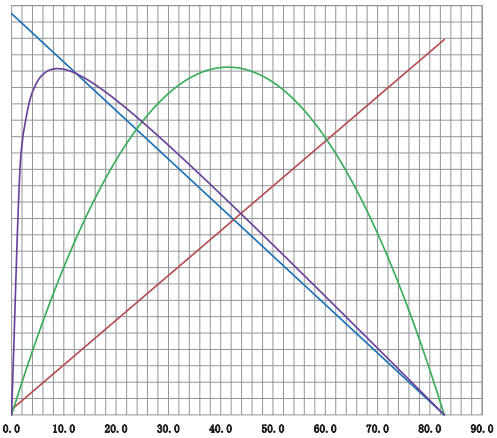

Model: RB-1806-CE-N-04 Direction Of Rotation: CCW Voltage: 11.0 V

η	P	I	N
100	100	30	23500
80	80	24	18800
60	60	18	14100
40	40	12	9400
20	20	6	4700
Efficiency-%	Output-W	Current-A	Speed-rpm

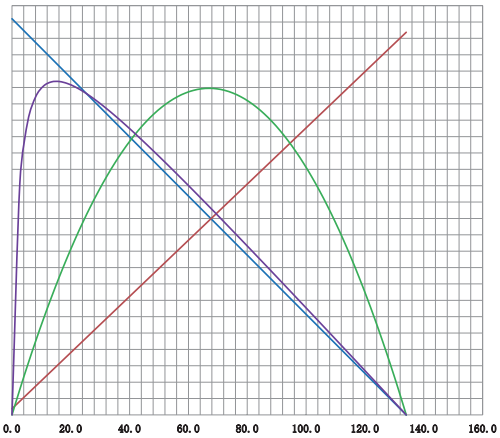

无刷电机

RB-3711-CE

用途：
无人机、高压清洗机、智能电动车、智能模型船

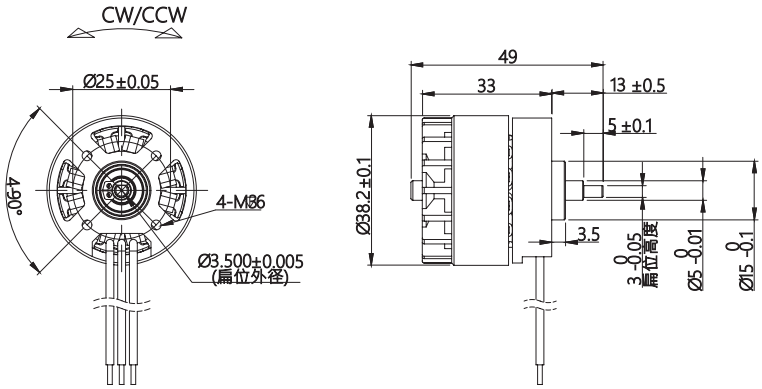

MODEL	VOLTAGE		NO LOAD		AT MAXIMUM EFFICIENCY						STALL	
	OPERATING RANGE	NOMINAL	SPEED	CURRENT	SPEED	CURRENT	TORQUE		OUTPUT	EFF	TORQUE	
			rpm	A	rpm	A	g.cm	mN-m	W	%	g.cm	mN-m
RB-3711-CE-N-01	18.0-26.0V	21.6V CONSTANT	26500	2.5	21500	18	1275	125	230	73	3379.67	331.34
RB-3711-CE-N-02	18.0-26.0V	18.0V CONSTANT	22000	2	18000	13.5	1000	98	185	76	2805	275
RB-3711-CE-N-03	12.0V-26.0V	12.0V CONSTANT	22000	3	18000	20.3	1000	98	185	76.34	2805	275
RB-3711-CE-N-04	18.0V-26.0V	24.0V CONSTANT	22000	1.5	18000	10.1	1000	98	185	76.71	2805	275

马达出轴长度与性能参数，以及 EMC 对策可依客户需求调整，详情请洽业务。

Model: RB-3711-CE-N-01 Direction Of Rotation: CCW Voltage: 21.6 V

η	P	I	N
100	600	88	27000
80	480	70	21600
60	360	53	16200
40	240	35	10800
20	120	18	5400
Efficiency-%	Output-W	Current-A	Speed-rpm

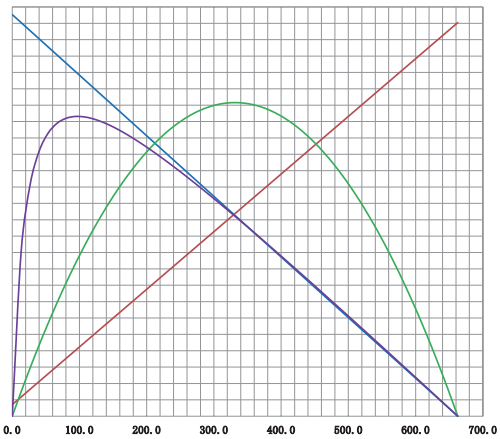

Model: RB-3711-CE-N-02 Direction Of Rotation: CCW Voltage: 18.0 V

η	P	I	N
100	400	70	23000
80	320	56	18400
60	240	42	13800
40	160	28	9200
20	80	14	4600
Efficiency-%	Output-W	Current-A	Speed-rpm

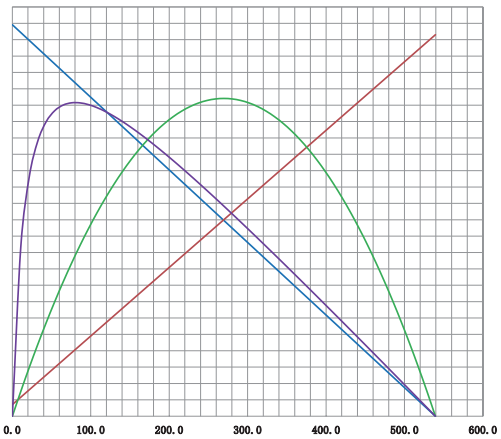

Model RB-3711-CE-N-03 Direction Of Rotation CCW Voltage: 12.0 V

η	P	I	N
95	380	105	23000
76	304	84	18400
57	228	63	13800
38	152	42	9200
19	76	21	4600
Efficiency-%	Output-W	Current-A	Speed-rpm

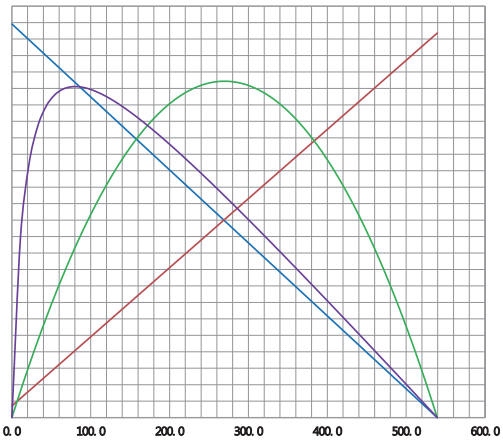

Model RB-3711-CE-N-04 Direction Of Rotation CCW Voltage: 24.0 V

η	P	I	N
95	385	52	23000
76	308	42	18400
57	231	31	13800
38	154	21	9200
19	77	10	4600
Efficiency-%	Output-W	Current-A	Speed-rpm

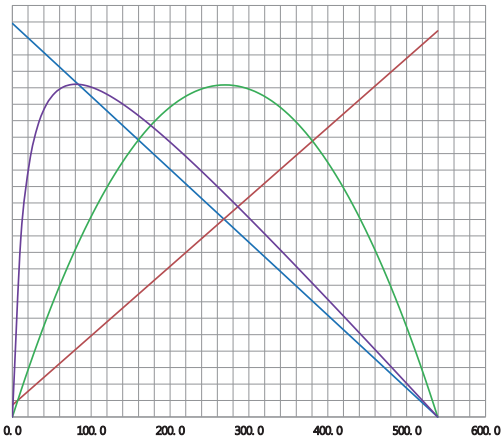

无刷电机

RB-4817-CE

用途：
办公打印设备、投影机、ATM 机、自动贩卖机、碎纸机、智能电器、
电风扇、贯流风机、吹风机、按摩仪



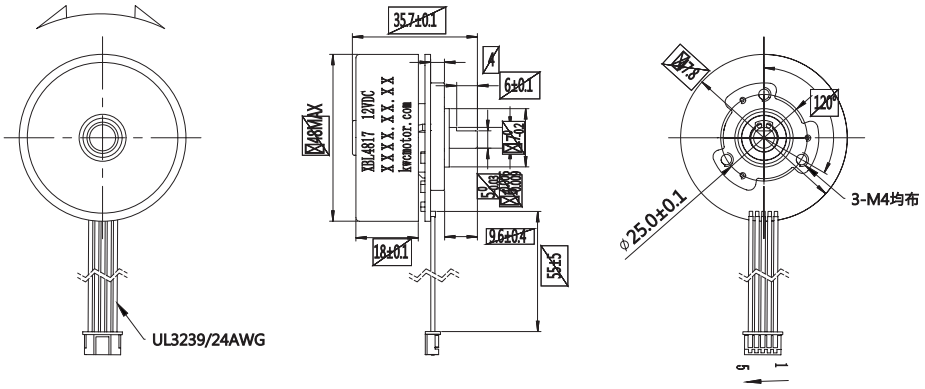

MODEL	VOLTAGE		NO LOAD		AT MAXIMUM EFFICIENCY						STALL	
	OPERATING RANGE	NOMINAL	SPEED	CURRENT	SPEED	CURRENT	TORQUE		OUTPUT	EFF	TORQUE	
			rpm	A	rpm	A	g.cm	mN-m	W	%	g.cm	mN-m
RB-4817-CE-N-01	9.0-16.0V	12.0V CONSTANT	3200	0.25	2857	2.72	882.3	86.5	25.8	79.1	11174.1	1095.5
RB-4817-CE-N-02	18.0-26.0V	24.0V CONSTANT	4000	0.18	3570	1.58	818.04	80.2	30	80.8	9931.74	973.7
RB-4817-CE-N-03	6.0V-26.0V	6.0V CONSTANT	4000	0.72	3570	6.5	818.04	80.2	30	80.8	9931.74	973.7
RB-4817-CE-N-04	6.0V-26.0V	18.0V CONSTANT	4000	0.23	3570	2	818.04	80.2	30	80.8	9931.74	973.7

马达出轴长度与性能参数，以及 EMC 对策可依客户需求调整，详情请洽业务。

Model: RB-4817-CE-N-01 Direction Of Rotation: CCW Voltage: 12.0 V

η	P	I	N
100	85	25	3350
80	68	20	2680
60	51	15	2010
40	34	10	1340
20	17	5	670
Efficiency-%	Output-W	Current-A	Speed-rpm

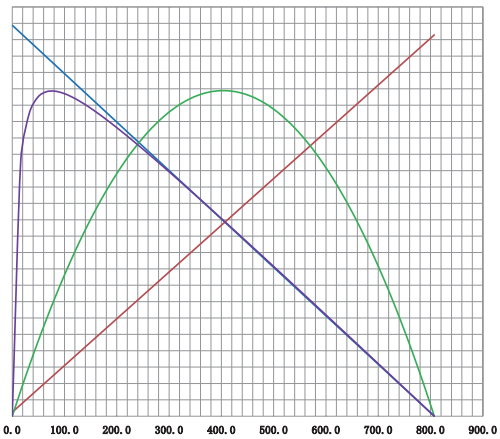

Model: RB-4817-CE-N-02 Direction Of Rotation: CCW Voltage: 24.0 V

η	P	I	N
100	95	14	4200
80	76	11	3360
60	57	8	2520
40	38	6	1680
20	19	3	840
Efficiency-%	Output-W	Current-A	Speed-rpm

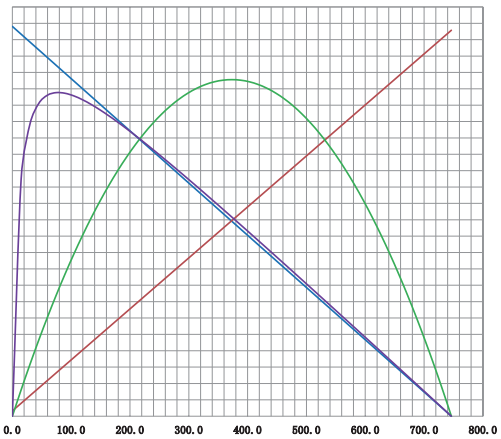

Model RB-4817-CE-N-03 Direction Of Rotation CCW Voltage: 6.0 V

η	P	I	N
95	95	58	4300
76	76	46	3440
57	57	35	2580
38	38	23	1720
19	19	12	860
Efficiency-%	Output-W	Current-A	Speed-rpm

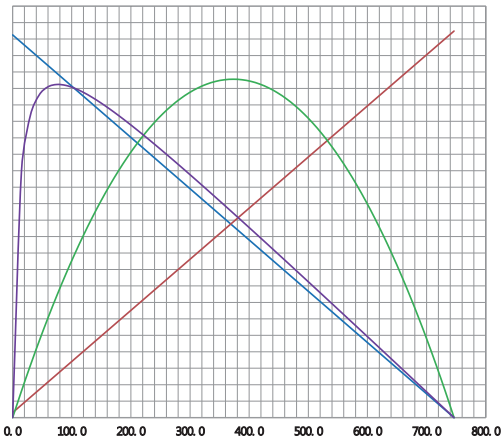

Model RB-4817-CE-N-04 Direction Of Rotation CCW Voltage: 18.0 V

η	P	I	N
100	95	18	4300
80	76	14	3440
60	57	11	2580
40	38	7	1720
20	19	4	860
Efficiency-%	Output-W	Current-A	Speed-rpm

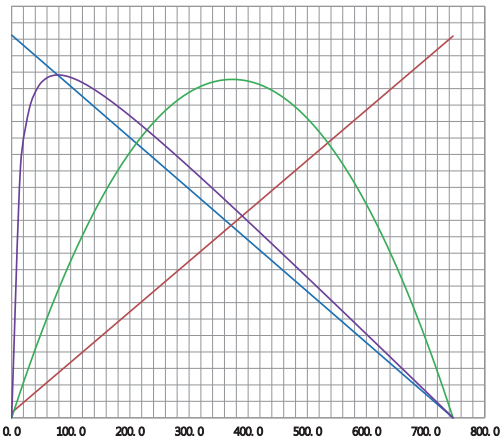

KWC



有刷电机

物料编码准则

有刷电机

RS-28385DT-3564-VKy

1 2 3 4 5 6 7 8 9 10 11 12

编码说明：

1. 大壳形状：R：圆筒形；F 扁平型；S: 四方型

2. 电刷形式：E: 金属刷；F: 贵金属刷；K: 碳刷；S: 倒扣碳刷；C: 碳筒式；U: 超声波电机

3. 马达外径：第一位为十位数，超过 9 以后以英文字母代表。依然为十进制。第二位为个位数

4. 马达长度：第一位为十位数，超过 9 以后以英文字母代表。依然为十进制。第二位为个位数

5. 转子槽数：0：空心杯；1 ~ Z: 对应槽数，0:3 槽，5:5 槽，9:9 槽，A:10 槽，C:12 槽，F:24 槽，

6. 磁石种类：C: 橡胶磁；R: 等方性，环形；T: 等方性，瓦形；B: 沾结稀土磁石；N: 烧结稀土磁石；
   S-P: 干压异方性；D: 湿压异方性；V:6N 湿压异方形；W:9N 湿压异方形；

7. 后盖形式：S: 塑胶盖；T: 铁后盖；C: 侧出式；N: 内插式（平面）；L: 内插式（圆面）；H: 内置电感；

8. 绕线线径：第一位为十位数，超过 9 以后以英文字母代表。依然为十进位。第二位为个位数

9. 绕线圈数：2 ~ 4 位数表示单极绕组的圈数

10. 抗干扰对策：V: 加压敏电阻；C：三部件对策；E: 四或五部件对策；M: 其余特殊对策。
    * 三部件对策为压敏加两个 Y 电容。* 四或五部件对策为压敏加两个 Y 电容和电感。第五是 X 电容

11. 出力轴型式：K：滚花；D：切轴；S：打厘士；J：双阶轴；T：螺纹轴；P：皮带轮；G：齿轮；W：涡杆；
    E：偏心轮；C：轴套、连接件；N：光轴

12. 客户专用号

有刷电机分解圖

1 鐵後蓋 / METAL REAR END BELL

2 球型含油軸承 / SPHERICAL BEARING

3 壓環 / BEARING BUSHING

4 塑膠件 / PLASTIC PART

5 碳素 / CARBON

6 電刷組 / BRUSHARM

7 端子 / TERMINAL

8 墊片 / WASHER

9 止油片 / OIL SLINGER

10 變阻器 / DISK VARISTOR

11 電樞 / COMMUTATOR

12 風葉 / FAN

13 鐵芯片 / LAMINATION

14 絕緣漆 / INSULATION RESIN

15 軸 / SHAFT

16 調整墊片 / ADJUSTING WASHER

17 止推環 / ROTOR RETAINER

18 減平衡 / MINUS BALANCING

19 漆包線 / ENAMELED WIRE

20 磁石止針 / MAGNET PIN

21 磁石 / MAGNET

22 滾珠軸承 / BALL BEARING

23 鐵殼 / HOUSING

有刷电机

RS-2833ST

用途：
汽车清洗泵、吹风机、电动理发器、按摩仪、智能家电、吸尘器、
智能扫地机、智能电动车、智能遥控模型

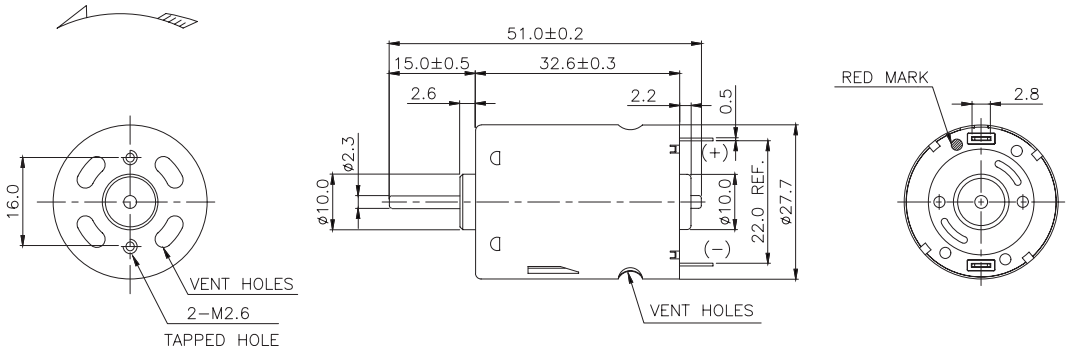

MODEL	VOLTAGE		NO LOAD		AT MAXIMUM EFFICIENCY						STALL	
	OPERATING RANGE	NOMINAL	SPEED	CURRENT	SPEED	CURRENT	TORQUE		OUTPUT	EFF	TORQUE	
			rpm	A	rpm	A	g.cm	mN-m	W	%	g.cm	mN-m
RS-28330ST-2585	6.0-12.0	6.0V CONSTANT	10500	0.3	8555	1.32	58.9	5.77	5.17	65.2	318	31.18
RS-28330ST-3166	6.0-14.4	12.0V CONSTANT	25000	0.46	20929	2.37	81.4	7.98	17.5	61.5	500	49.02
RS-28335ST-16120	9.0-16.0	12.0V CONSTANT	8200	0.15	6378	0.4	51.2	5.02	3.35	65	230.2	22.57
RS-28335ST-13150	24.0-48.0	36.0V CONSTANT	18500	0.15	15072	0.66	92.65	9.08	14.32	60	500	49.02

马达出轴长度与性能参数，以及 EMC 对策可依客户需求调整，详情请洽业务。

Model RS-28330ST-2585 Direction Of Rotation CCW Voltage: 6.0 V

η	P	I	N
80	10	6	11000
64	8	5	8800
48	6	4	6600
32	4	2	4400
16	2	1	2200
Efficiency-%	Output-W	Current-A	Speed-rpm

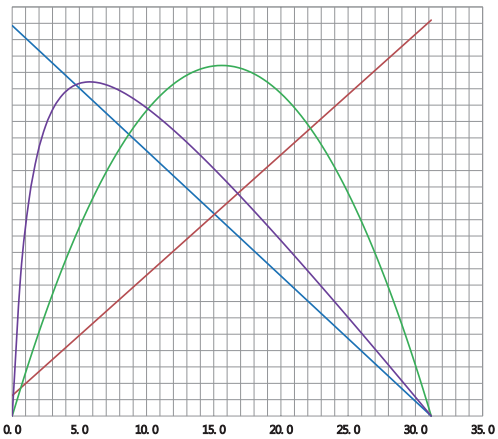

Model RS-28330ST-3166 Direction Of Rotation CCW Voltage: 12.0 V

η	P	I	N
80	40	13	26000
64	32	10	20800
48	24	8	15600
32	16	5	10400
16	8	3	5200
Efficiency-%	Output-W	Current-A	Speed-rpm

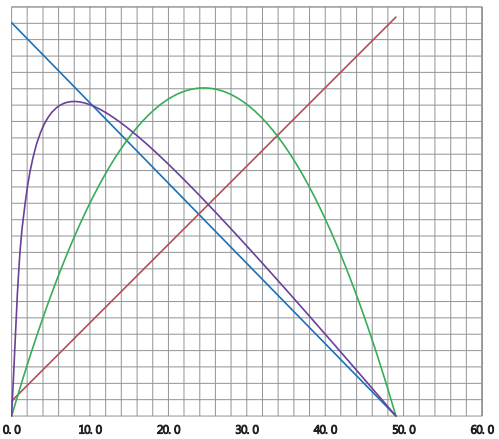

Model RS-28335ST-16120 Direction Of Rotation CCW Voltage: 12.0 V

η	P	I	N
80	6	1	8500
64	5	1	6800
48	4	1	5100
32	2	1	3400
16	1	0	1700
Efficiency-%	Output-W	Current-A	Speed-rpm

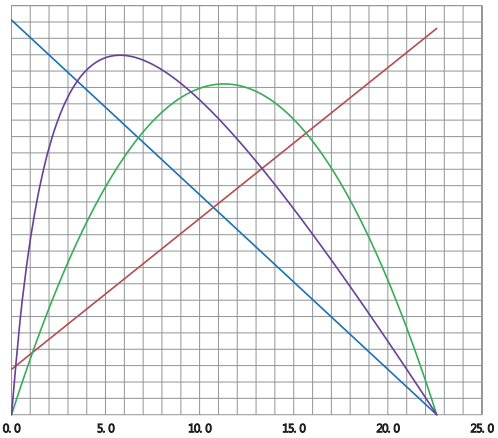

Model RS-28335ST-13150 Direction Of Rotation CCW Voltage: 36.0 V

η	P	I	N
73	28	3	19000
58	22	2	15200
44	17	2	11400
29	11	1	7600
15	6	1	3800
Efficiency-%	Output-W	Current-A	Speed-rpm

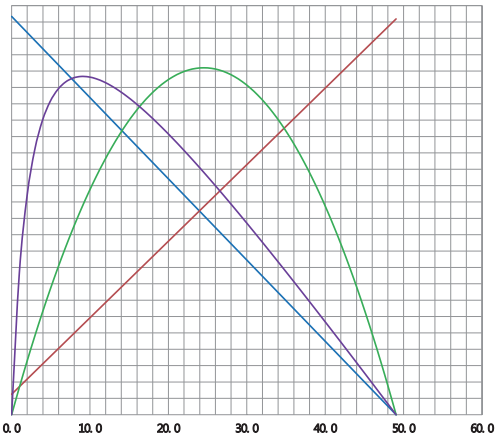

有刷电机

RS-2833SS

用途：
吹风机、电动理发器、按摩仪、智能家电、吸尘器、智能扫地机、
智能电动车、智能遥控模型

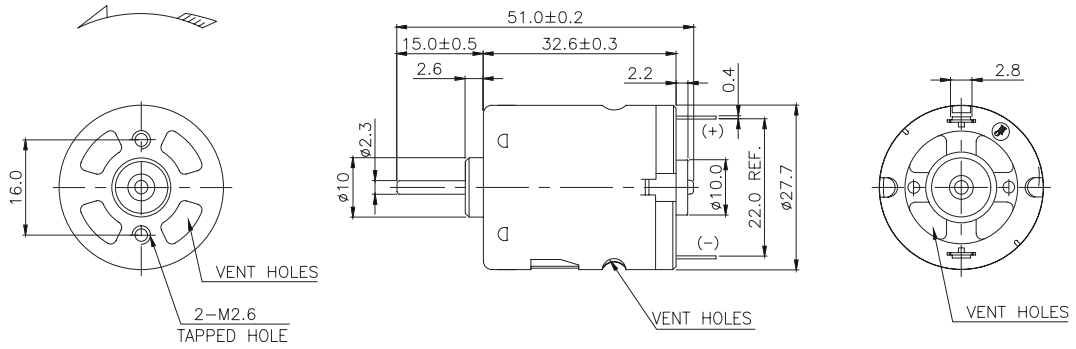

MODEL	VOLTAGE		NO LOAD		AT MAXIMUM EFFICIENCY						STALL	
	OPERATING RANGE	NOMINAL	SPEED	CURRENT	SPEED	CURRENT	TORQUE		OUTPUT	EFF	TORQUE	
			rpm	A	rpm	A	g.cm	mN-m	W	%	g.cm	mN-m
RS-28330SS-24100	3.0-12.0	6.0V CONSTANT	8650	0.2	7136	0.94	50.2	4.92	4.44	65	286.4	28.08
RS-28330SS-15220	12.0-24.0	18.0V CONSTANT	11200	0.12	9212	0.56	64	6.27	6	61	361	35.39
RS-28335SS-16120	12.0-30.0	12.0N CONSTANT	8500	0.13	6630	0.5	48	4.71	3.3	55	218	21.37
RS-28335SS-08400	24.0-48.0	24.0V CONSTANT	4720	0.04	3472	0.11	29.7	2.91	1.06	40.2	112	10.98

马达出轴长度与性能参数，以及 EMC 对策可依客户需求调整，详情请洽业务。

Model RS-28330SS-24100 Direction Of Rotation CCW Voltage: 6.0 V

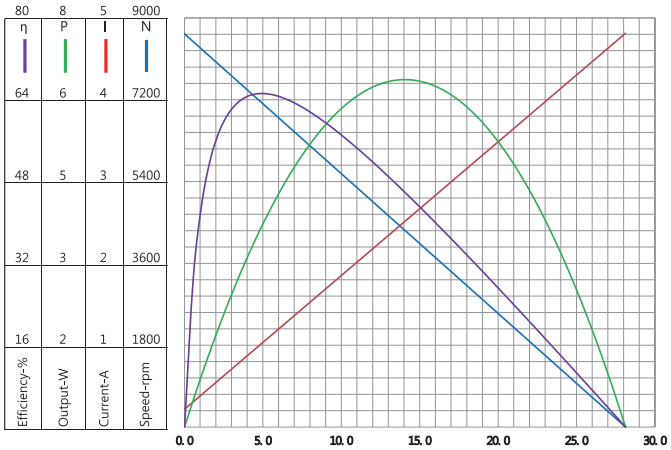

Model RS-28330SS-15220 Direction Of Rotation CCW Voltage: 18.0 V

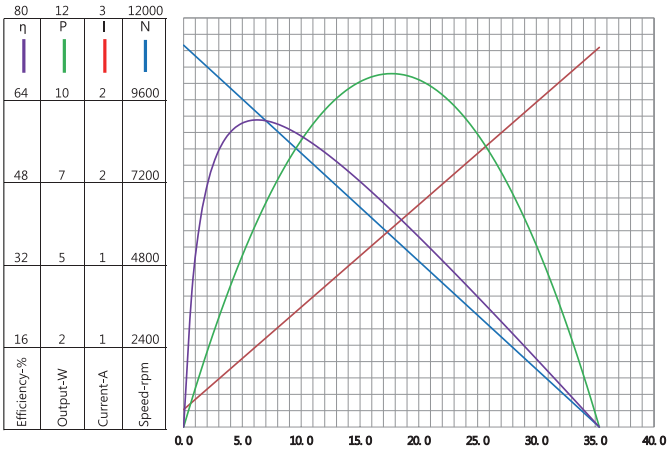

Model RS-28335SS-16120 Direction Of Rotation CCW Voltage: 12.0 V

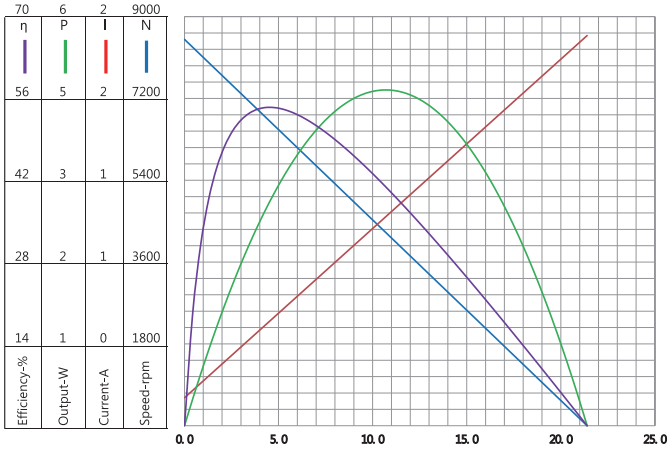

Model RS-28335SS-08400 Direction Of Rotation CCW Voltage: 24.0 V

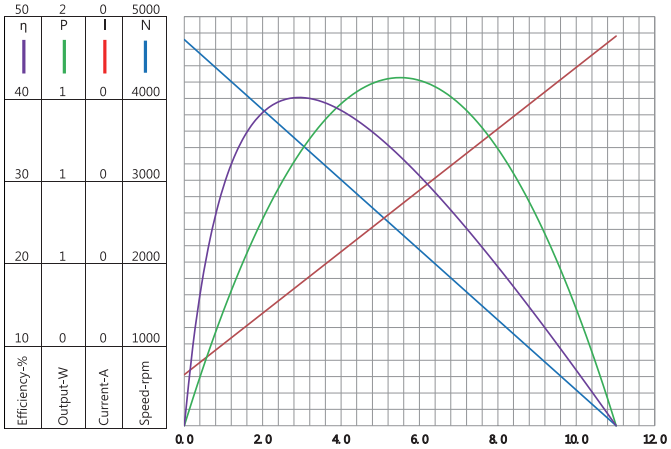

有刷电机

RS-2838ST

用途：
吹风机、电动理发器、按摩仪、智能家电、吸尘器、智能扫地机、
智能电动车、智能遥控模型



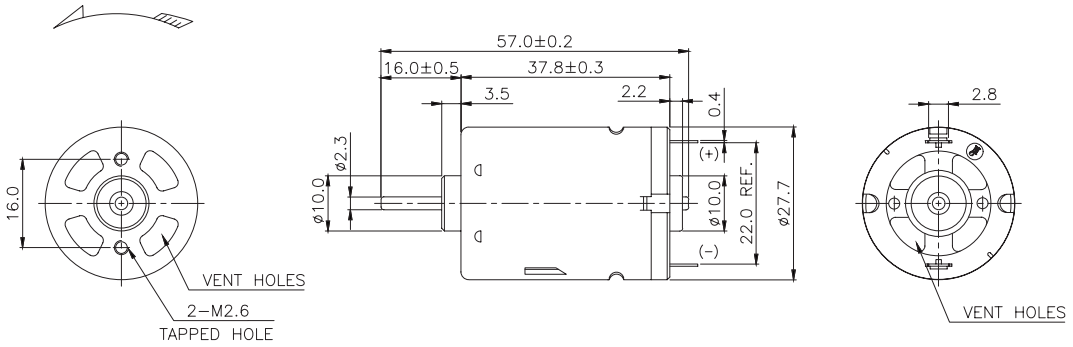

MODEL	VOLTAGE		NO LOAD		AT MAXIMUM EFFICIENCY						STALL	
	OPERATING RANGE	NOMINAL	SPEED	CURRENT	SPEED	CURRENT	TORQUE		OUTPUT	EFF	TORQUE	
			rpm	A	rpm	A	g.cm	mN-m	W	%	g.cm	mN-m
RS-28380ST-6016	2.4-4.8	3.6V CONSTANT	20500	1.6	17218	8.4	114.5	11.23	20.2	66.8	715.1	70.11
RS-28380ST-3170	6.0-15.0	12.0V CONSTANT	15500	0.35	13350	2.2	134	13.14	18.4	69.7	968	94.90
RS-28380ST-4540	3.0-9.0	7.2V CONSTANT	16800	0.57	14600	3.77	110	10.78	16.5	30.7	840	82.35
RS-28380ST-20146	12.0-24.0	12.0V CONSTANT	800	0.15	6674	0.6	54.6	5.35	3.74	52.1	329	32.25

马达出轴长度与性能参数，以及 EMC 对策可依客户需求调整，详情请洽业务。

Model RS-28380ST-6016 Direction Of Rotation CCW Voltage: 3.6 V

η	P	I	N
85	45	46	22000
68	36	37	17600
51	27	28	13200
34	18	18	8800
17	9	9	4400
Efficiency-%	Output-W	Current-A	Speed-rpm

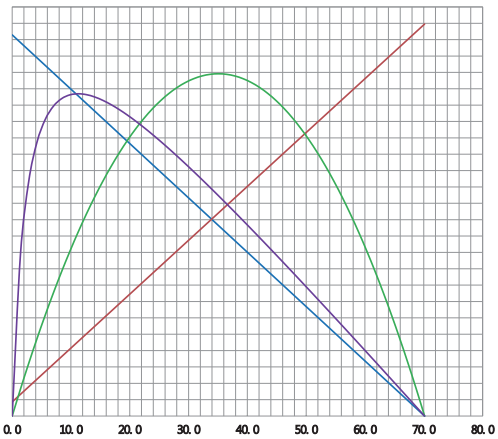

Model RS-28380ST-3170 Direction Of Rotation CCW Voltage: 12.0 V

η	P	I	N
85	46	15	16500
68	37	12	13200
51	28	9	9900
34	18	6	6600
17	9	3	3300
Efficiency-%	Output-W	Current-A	Speed-rpm

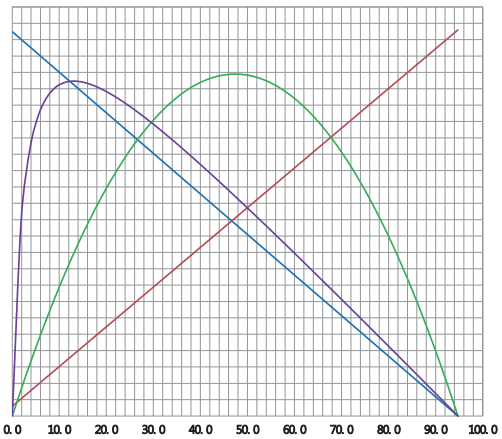

Model RS-28380ST-4540 Direction Of Rotation CCW Voltage: 7.2 V

η	P	I	N
80	45	27	17500
64	36	21	14000
48	27	16	10500
32	18	11	7000
16	9	5	3500
Efficiency-%	Output-W	Current-A	Speed-rpm

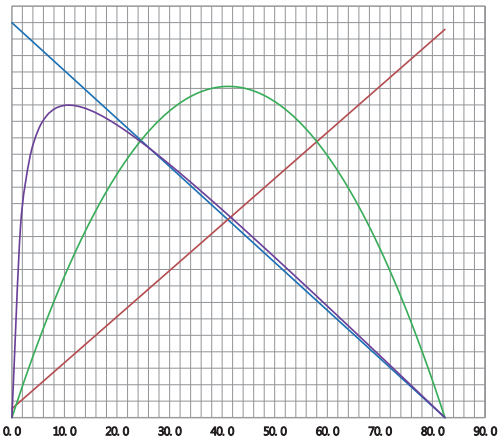

Model RS-28380ST-20146 Direction Of Rotation CCW Voltage: 12.0 V

η	P	I	N
70	8	3	8500
56	6	2	6800
42	5	2	5100
28	3	1	3400
14	2	1	1700
Efficiency-%	Output-W	Current-A	Speed-rpm

有刷电机

RS-2838SS

用途：
吹风机、电动理发器、按摩仪、智能家电、吸尘器、智能扫地机、
智能电动车、智能遥控模型

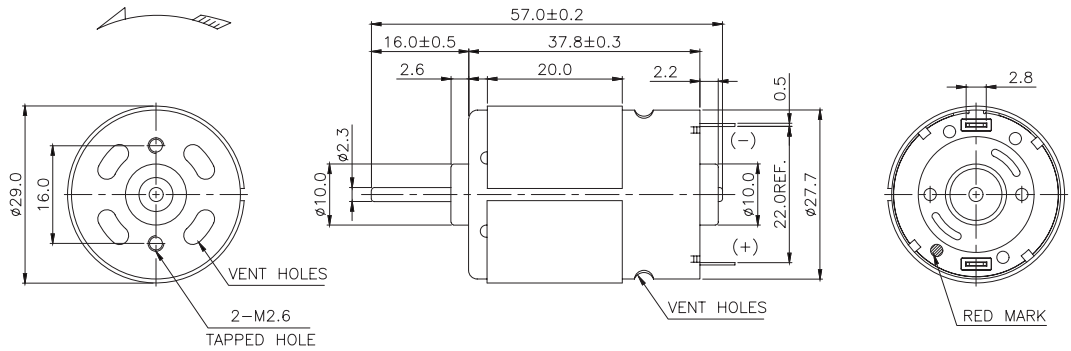

MODEL	VOLTAGE		NO LOAD		AT MAXIMUM EFFICIENCY						STALL	
	OPERATING RANGE	NOMINAL	SPEED	CURRENT	SPEED	CURRENT	TORQUE		OUTPUT	EFF	TORQUE	
			rpm	A	rpm	A	g.cm	mN-m	W	%	g.cm	mN-m
RS-28385SS-2360	6.0~24.0	12.0V CONSTANT	12000	0.19	10210	0.98	66.2	6.49	6.94	59	407	39.90
RS-28385SS-16125	24.0-48.0	41.0V CONSTANT	20000	0.13	16672	0.66	110.9	10.87	19	70.2	867	85.00
RS-28385SS-17100	12.0-24.0	24.0V CONSTANT	15500	0.13	12850	0.63	80.5	7.89	10.6	70.1	470	46.08
RS-28385SS-2073	12.0-24.0	24.0V CONSTANT	22000	0.21	18460	1.1	89	8.73	16.8	63.5	550	53.92

马达出轴长度与性能参数，以及 EMC 对策可依客户需求调整，详情请洽业务。

Model RS-28385SS-2360 Direction Of Rotation CCW Voltage: 12.0 V

η	P	I	N
75	16	6	13000
60	13	5	10400
45	10	3	7800
30	6	2	5200
15	3	1	2600
Efficiency-%	Output-W	Current-A	Speed-rpm

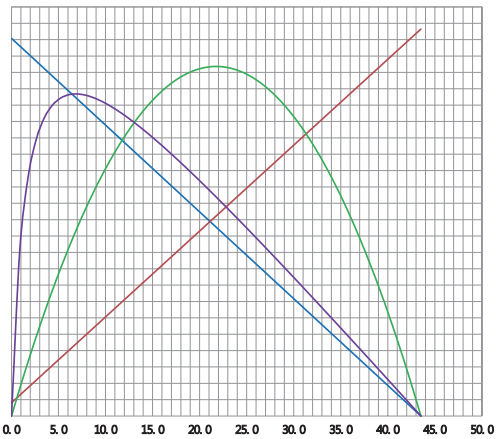

Model: RS-28330SS-15220 Direction Of Rotation CCW Voltage: 18.0 V

η	P	I	N
80	12	3	12000
64	10	2	9600
48	7	2	7200
32	5	1	4800
16	2	1	2400
Efficiency-%	Output-W	Current-A	Speed-rpm

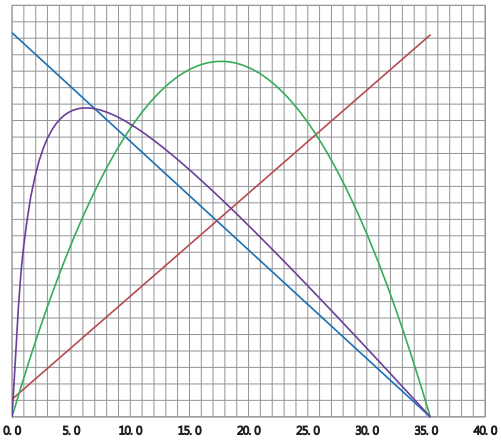

Model RS-28385SS-17100 Direction Of Rotation CCW Voltage: 12.0 V

η	P	I	N
90	42	4	16000
72	34	3	12800
54	25	2	9600
36	17	1	6400
18	8	1	3200
Efficiency-%	Output-W	Current-A	Speed-rpm

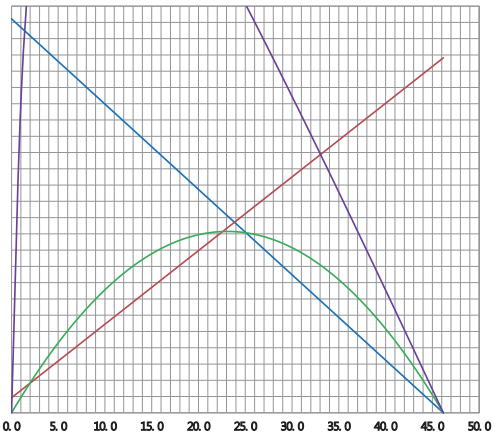

Model RS-28385SS-2073 Direction Of Rotation CCW Voltage: 41.0 V

η	P	I	N
90	42	4	21000
72	34	3	16800
54	25	2	12600
36	17	1	8400
18	8	1	4200
Efficiency-%	Output-W	Current-A	Speed-rpm

有刷电机

RS-2847ST

用途：
料理机、电动工具、智能家电、吸尘器、智能扫地机、智能电动车、儿童电动车



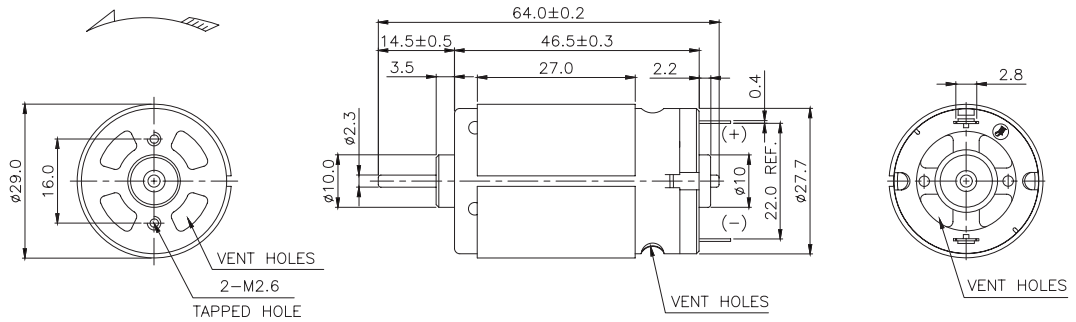

MODEL	VOLTAGE		NO LOAD		AT MAXIMUM EFFICIENCY						STALL	
	OPERATING RANGE	NOMINAL	SPEED	CURRENT	SPEED	CURRENT	TORQUE		OUTPUT	EFF	TORQUE	
			rpm	A	rpm	A	g.cm	mN-m	W	%	g.cm	mN-m
RS-28470ST-5022	3.0-6.0	6.0V CONSTANT	20800	1	17830	5.34	140	13.73	25.6	80.0	980	96.08
RS-28470ST-19150	12.0-36.0	24.0V CONSTANT	12000	0.18	9900	0.87	140	13.73	14.2	68.0	800	78.43
RS-28475ST-17100	12.0-30.0	12.0N CONSTANT	4800	0.08	3960	0.38	70.3	6.89	2.85	62.5	400	39.22
RS-28475ST-2453	12.0-26.0	24.0V CONSTANT	17900	0.23	15370	1.42	160	15.69	25.2	74	1130	110.78

马达出轴长度与性能参数，以及 EMC 对策可依客户需求调整，详情请洽业务。

Model RS-28470ST-5022 Direction Of Rotation CCW Voltage: 6.0 V

η	P	I	N
100	65	32	21500
80	52	26	17200
60	39	19	12900
40	26	13	8600
20	13	6	4300
Efficiency-%	Output-W	Current-A	Speed-rpm

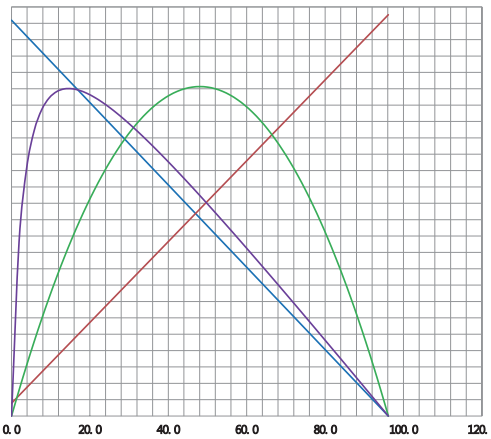

Model RS-28470ST-19150 Direction Of Rotation CCW Voltage: 24.0 V

η	P	I	N
85	30	4	12500
68	24	3	10000
51	18	3	7500
34	12	2	5000
17	6	1	2500
Efficiency-%	Output-W	Current-A	Speed-rpm

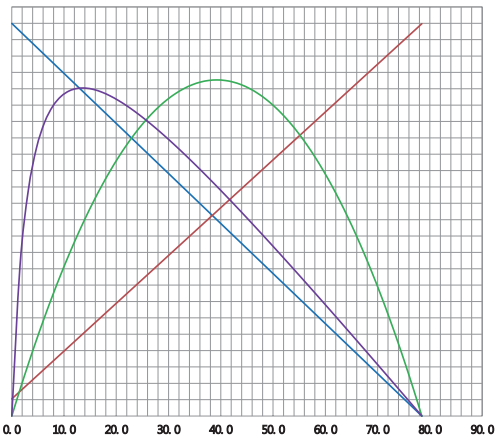

Model RS-28475ST-17100 Direction Of Rotation CCW Voltage: 12.0 V

η	P	I	N
80	6	2	5000
64	5	1	4000
48	4	1	3000
32	2	1	2000
16	1	0	1000
Efficiency-%	Output-W	Current-A	Speed-rpm

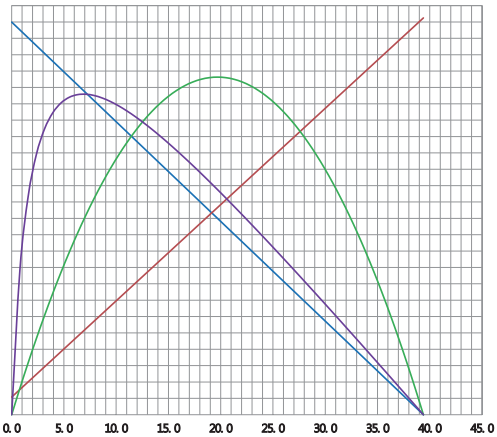

Model RS-28475ST-2453 Direction Of Rotation CCW Voltage: 24.0 V

η	P	I	N
95	65	9	18500
76	52	7	14800
57	39	5	11100
38	26	4	7400
19	13	2	3700
Efficiency-%	Output-W	Current-A	Speed-rpm

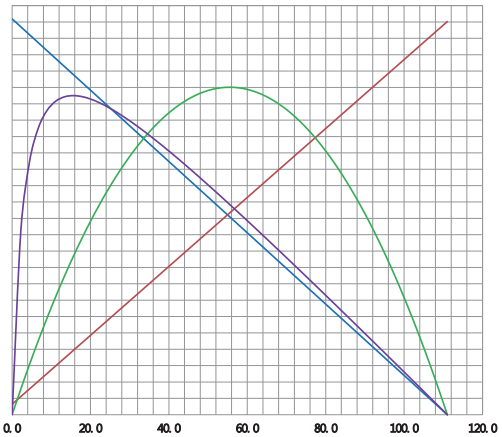

有刷电机

RS-3640ST

用途：
自动贩卖机、电动工具、气泵

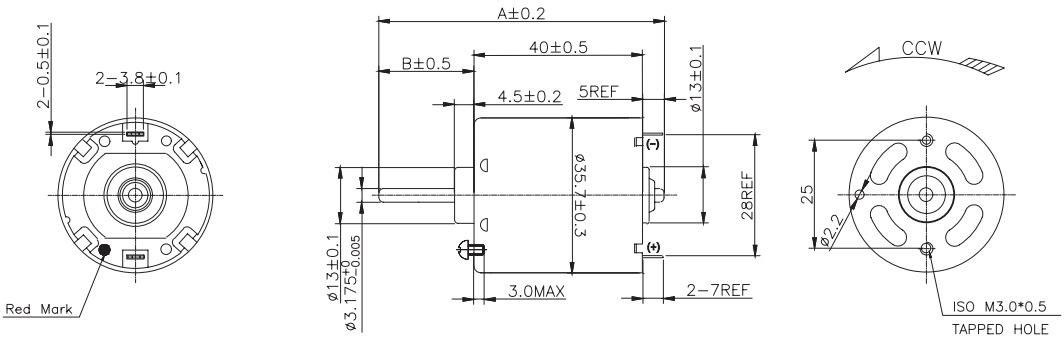

MODEL	VOLTAGE		NO LOAD		AT MAXIMUM EFFICIENCY						STALL	
	OPERATING RANGE	NOMINAL	SPEED	CURRENT	SPEED	CURRENT	TORQUE		OUTPUT	EFF	TORQUE	
			rpm	A	rpm	A	g.cm	mN-m	W	%	g.cm	mN-m
RS-36400ST-15180S	6.0-36.0	24.0V CONSTANT	5700	0.11	4613	0.39	118	11.57	5.59	63	688	67.45
RS-36400ST-2480	6.0-36.0	12.0N CONSTANT	6450	0.42	5131	0.96	136	13.33	7.15	64	727	71.27
RS-36400ST-15245	12.0-36.0	24.0V CONSTANT	4000	0.06	3305	0.27	116	11.37	3.93	64	666	65.29
RS-36400ST-22125	6.0-24.0	12.0N CONSTANT	4000	0.2	3226	0.59	127	12.45	4.2	60	704	69.02

马达出轴长度与性能参数，以及 EMC 对策可依客户需求调整，详情请洽业务。

Model RS-36400ST-15180S Direction Of Rotation CCW Voltage: 24.0 V

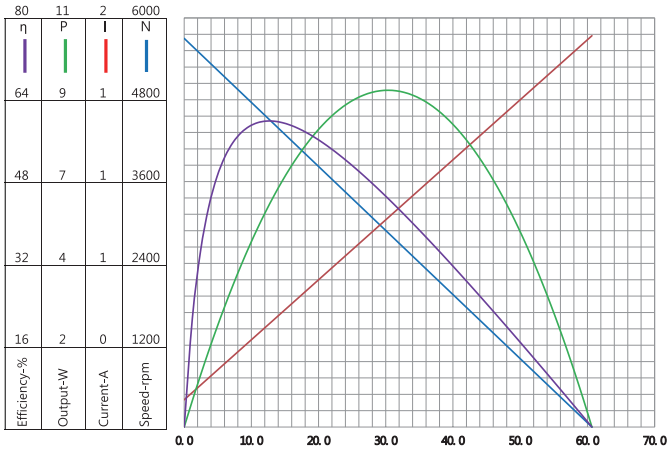

Model RS-36400ST-2480 Direction Of Rotation CCW Voltage: 12.0 V

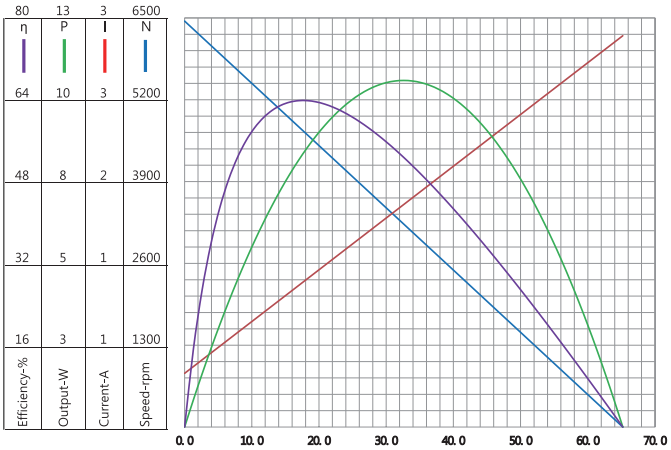

Model RS-36400ST-15245 Direction Of Rotation CCW Voltage: 24.0 V

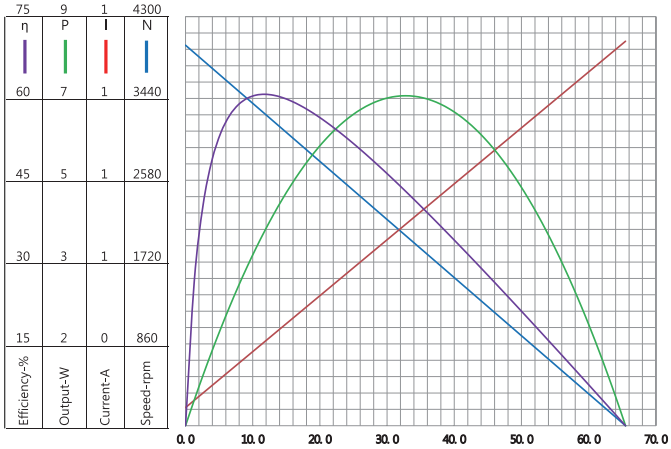

Model RS-36400ST-22125 Direction Of Rotation CCW Voltage: 12.0 V

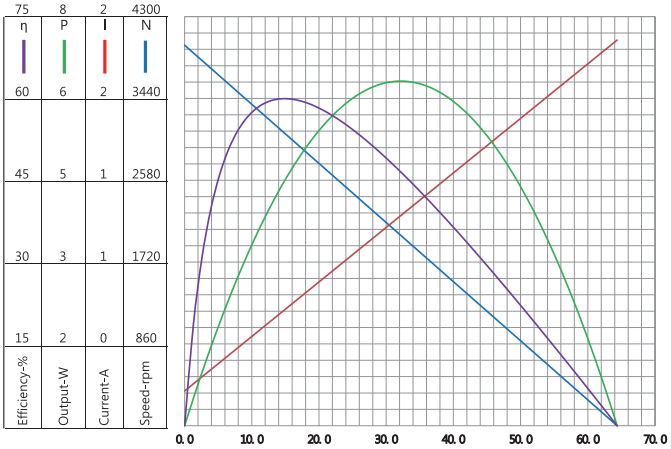

有刷电机

RS-3650ST

用途：
汽车座椅电动调节、电子节气门控制、吸尘器、吹风机、气泵、水泵、智能遥控模型



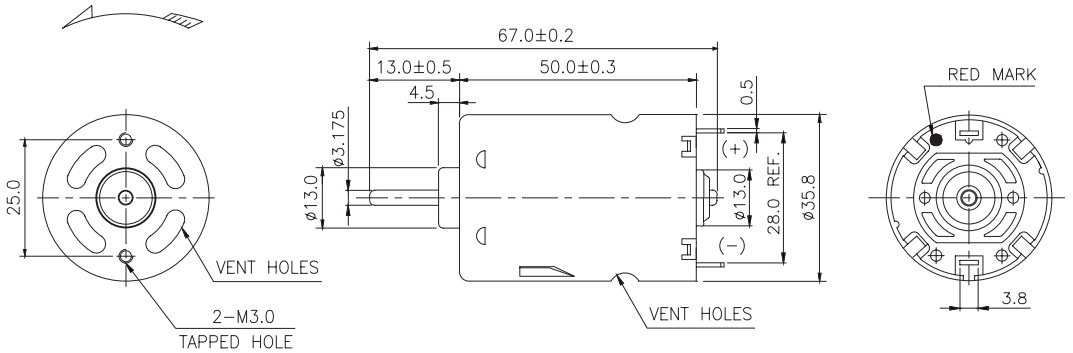

MODEL	VOLTAGE		NO LOAD		AT MAXIMUM EFFICIENCY						STALL	
	OPERATING RANGE	NOMINAL	SPEED	CURRENT	SPEED	CURRENT	TORQUE		OUTPUT	EFF	TORQUE	
			rpm	A	rpm	A	g.cm	mN-m	W	%	g.cm	mN-m
RS-36500ST-7517	3.0-7.2	6.0V CONSTANT	21900	2.4	18250	12	243	23.82	45.6	63.3	1460	143.14
RS-36500ST-5042	6.0-12.0	12.0V CONSTANT	18000	1	15302	5.7	311	30.49	48.9	71.5	2076	203.53
RS-36505ST-6013	6.0-12.0	12.0V CONSTANT	31500	2.6	26420	13.5	381	37.35	103	63.8	2363	231.67
RS-36505ST-2585	12.0-36.0	24.0V CONSTANT	9400	0.18	8040	1.06	227	22.25	18.7	73.5	1567	153.63

马达出轴长度与性能参数，以及 EMC 对策可依客户需求调整，详情请洽业务。

Model RS-36500ST-7517 Direction Of Rotation CCW Voltage: 6.0 V

Efficiency-% (η)	Output-W (P)	Current-A (I)	Speed-rpm (N)
80	100	63	23000
64	80	50	18400
48	60	38	13800
32	40	25	9200
16	20	13	4600

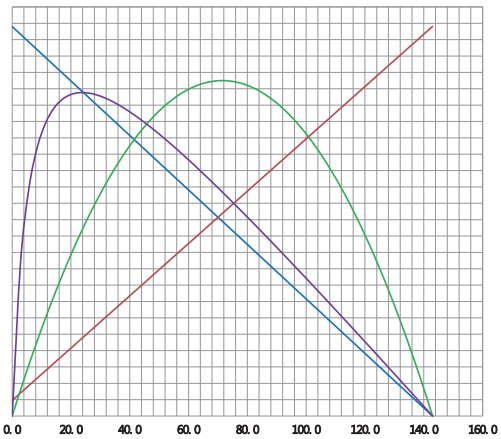

Model RS-36500ST-5042 Direction Of Rotation CCW Voltage: 12.0 V

Efficiency-% (η)	Output-W (P)	Current-A (I)	Speed-rpm (N)
90	118	33	19000
72	94	26	15200
54	71	20	11400
36	47	13	7600
18	24	7	3800

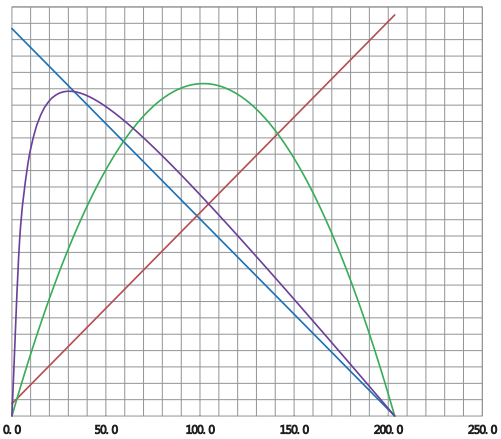

Model RS-36505ST-6013 Direction Of Rotation CCW Voltage: 12.0 V

Efficiency-% (η)	Output-W (P)	Current-A (I)	Speed-rpm (N)
80	230	75	33000
64	184	60	26400
48	138	45	19800
32	92	30	13200
16	46	15	6600

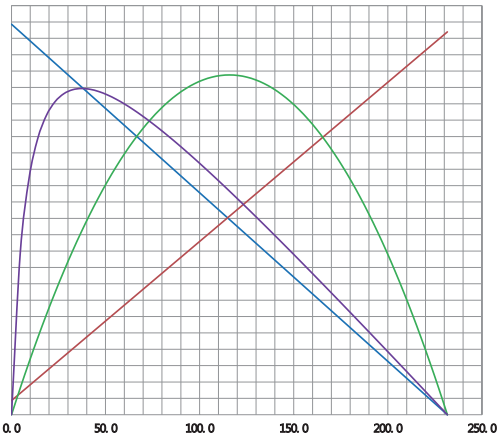

Model RS-36505ST-2585 Direction Of Rotation CCW Voltage: 24.0 V

Efficiency-% (η)	Output-W (P)	Current-A (I)	Speed-rpm (N)
90	45	7	10000
72	36	5	8000
54	27	4	6000
36	18	3	4000
18	9	1	2000

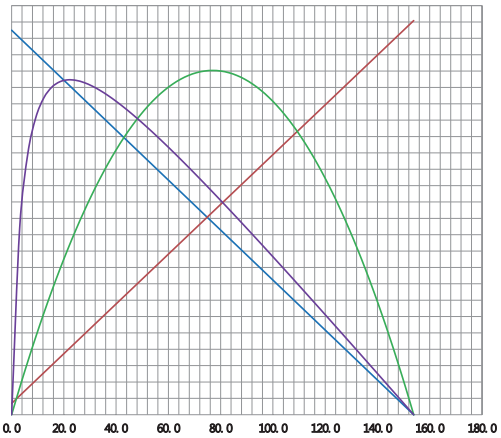

有刷电机

RS-3650SS

用途：
吸尘器、吹风机、气泵、水泵、智能遥控模型

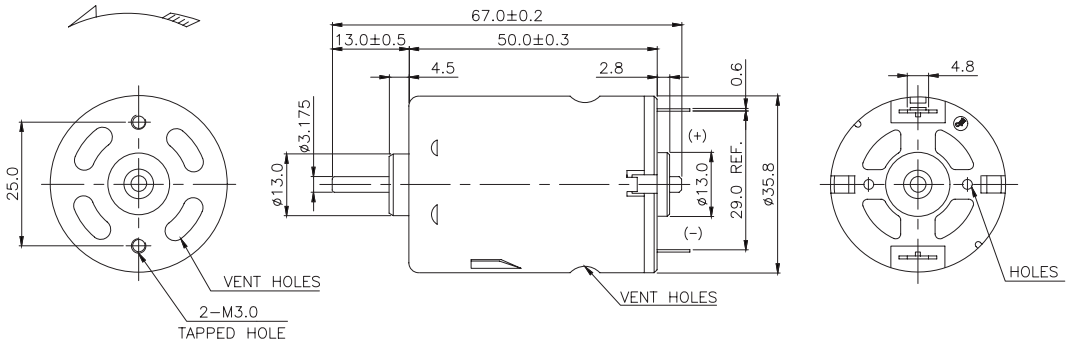

MODEL	VOLTAGE		NO LOAD		AT MAXIMUM EFFICIENCY						STALL	
	OPERATING RANGE	NOMINAL	SPEED	CURRENT	SPEED	CURRENT	TORQUE		OUTPUT	EFF	TORQUE	
			rpm	A	rpm	A	g.cm	mN-m	W	%	g.cm	mN-m
RS-36500SS-7515	2.4-4.8	3.6V CONSTANT	21500	3.2	16644	10.9	138	13.53	23.7	60.4	614	60.20
RS-36500SS-6032	6.0-12.0	12.0Y CONSTANT	29500	1.6	24016	7	212	20.78	52.1	62	1138	111.57
RS-36505SS-2780	12.0-24.0	12.0V CONSTANT	5000	0.22	4120	1.03	172	16.86	7.27	58.8	977	95.78
RS-36505SS-19150	12.0-48.0	24.0V CONSTANT	5600	0.12	4500	0.53	160	15.69	9.2	58	815	79.90

马达出轴长度与性能参数，以及 EMC 对策可依客户需求调整，详情请洽业务。

Model RS-36500SS-7515 Direction Of Rotation CCW Voltage: 3.6 V

η	P	I	N
75	40	40	23000
60	32	32	18400
45	24	24	13800
30	16	16	9200
15	8	8	4600
Efficiency-%	Output-W		Speed-rpm

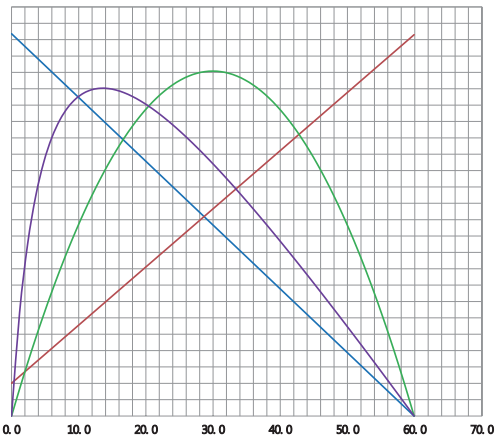

Model RS-36500SS-6032 Direction Of Rotation CCW Voltage: 12.0 V

η	P	I	N
80	110	32	31000
64	88	26	24800
48	66	19	18600
32	44	13	12400
16	22	6	6200
Efficiency-%	Output-W		Speed-rpm

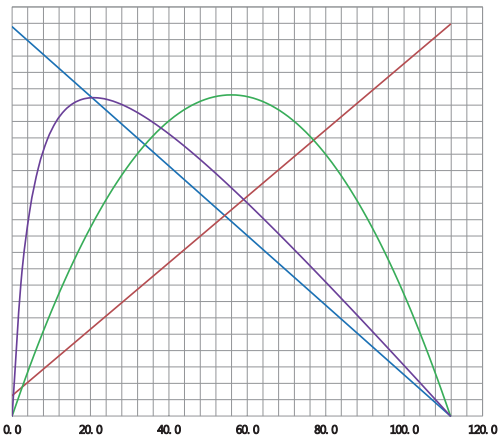

Model RS-36505SS-2780 Direction Of Rotation CCW Voltage: 12.0 V

η	P	I	N
75	15	5	5500
60	12	4	4400
45	9	3	3300
30	6	2	2200
15	3	1	1100
Efficiency-%	Output-W		Speed-rpm

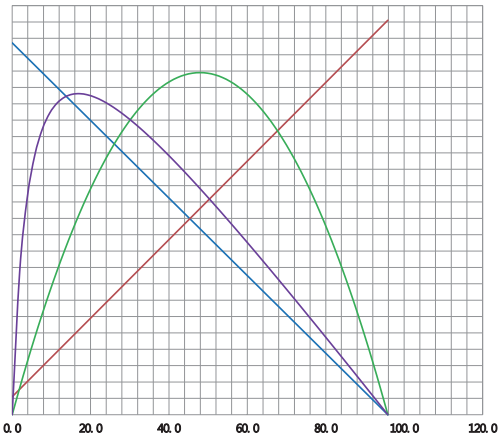

Model RS-36505SS-19150 Direction Of Rotation CCW Voltage: 24.0 V

η	P	I	N
75	15	2	5800
60	12	2	4640
45	9	1	3480
30	6	1	2320
15	3	0	1160
Efficiency-%	Output-W		Speed-rpm

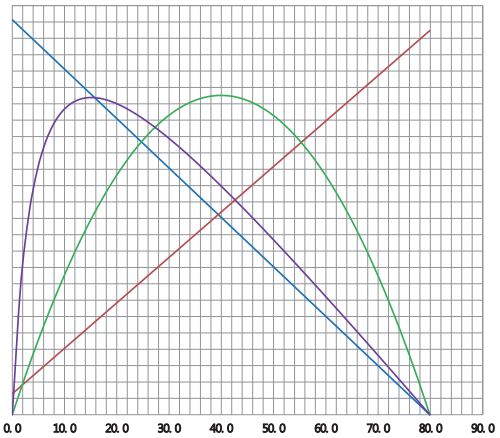

有刷电机

RS-3657ST

用途：
汽车电子驻车制动系统（EPB）、吸尘器、吹风机、气泵、水泵、电钻、儿童电动车

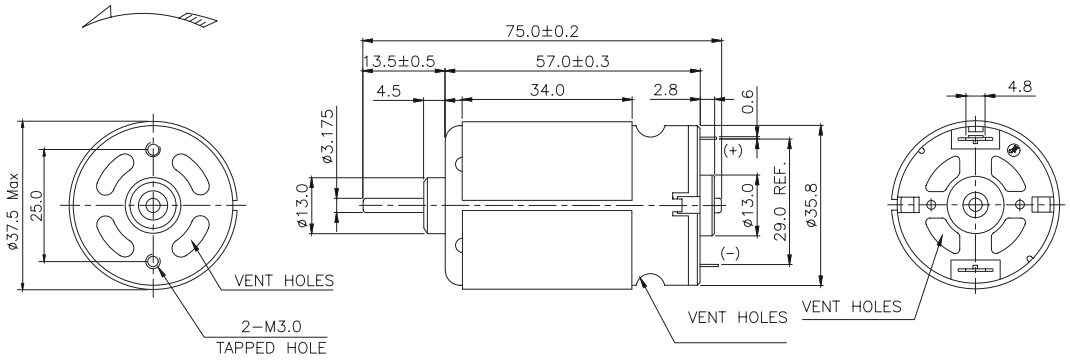

MODEL	VOLTAGE		NO LOAD		AT MAXIMUM EFFICIENCY						STALL	
	OPERATING RANGE	NOMINAL	SPEED	CURRENT	SPEED	CURRENT	TORQUE		OUTPUT	EFF	TORQUE	
			rpm	A	rpm	A	g.cm	mN-m	W	%	g.cm	mN-m
RS-36570ST-7030	3.0 -12.0	4.8V CONSTANT	6300	0.9	5490	6.1	365	35.78	20.6	70.5	2835	277.94
RS-36570ST-6035	12.0-18.0	18.0V CONSTANT	21400	0.84	18854	6.22	443	43.43	85.7	76.5	3722	364.90
RS-36575ST-5016	6.0-12.0	12.0V CONSTANT	18000	1.2	15224	6.6	372	36.47	58.2	73.5	2432	238.43
RS-36575ST-2774	12.0-36.0	24.0V CONSTANT	7800	0.19	6758	1.23	301	29.51	20.9	70.7	2252	220.78

马达出轴长度与性能参数，以及 EMC 对策可依客户需求调整，详情请洽业务。

Model RS-36570ST-7030 Direction Of Rotation CCW Voltage: 4.8 V

η	P	I	N
95	58	43	6500
76	46	34	5200
57	35	26	3900
38	23	17	2600
19	12	9	1300
Efficiency-%	Output-W		Speed-rpm

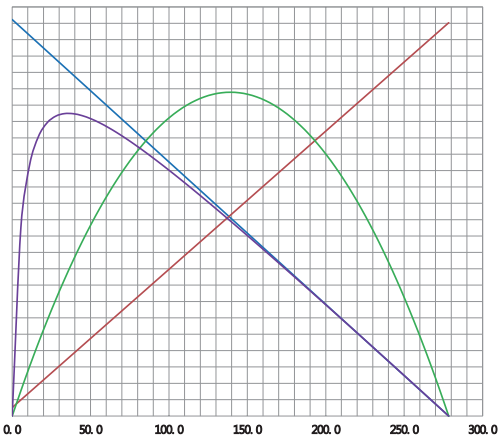

Model RS-36570ST-6035 Direction Of Rotation CCW Voltage: 18.0 V

η	P	I	N
95	250	48	22000
76	200	38	17600
57	150	29	13200
38	100	19	8800
19	50	10	4400
Efficiency-%	Output-W		Speed-rpm

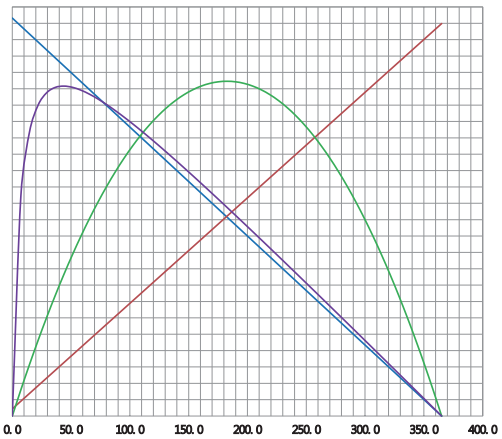

Model RS-36575ST-5016 Direction Of Rotation CCW Voltage: 12.0 V

η	P	I	N
95	140	38	19000
76	112	30	15200
57	84	23	11400
38	56	15	7600
19	28	8	3800
Efficiency-%	Output-W		Speed-rpm

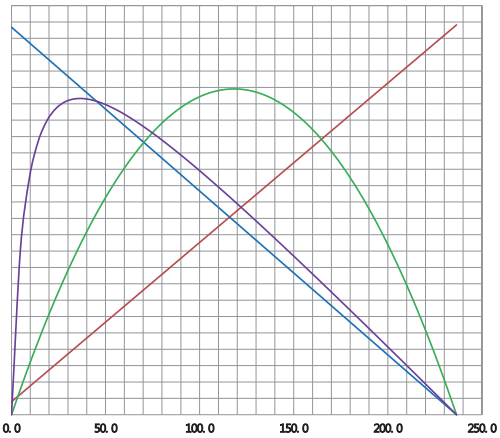

Model RS-36575ST-2774 Direction Of Rotation CCW Voltage: 24.0 V

η	P	I	N
90	55	9	8300
72	44	7	6640
54	33	5	4980
36	22	3	3320
18	11	2	1660
Efficiency-%	Output-W		Speed-rpm

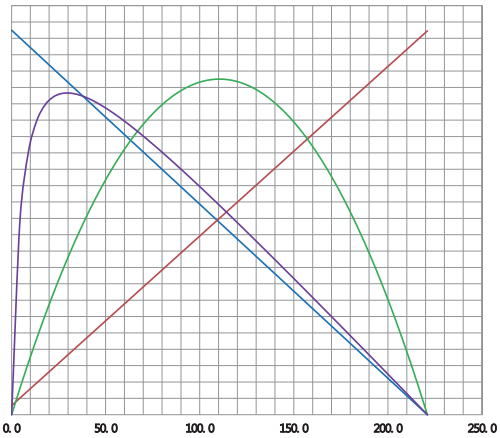

有刷电机

RS-3665ST

用途：
便携式风扇、电动工具

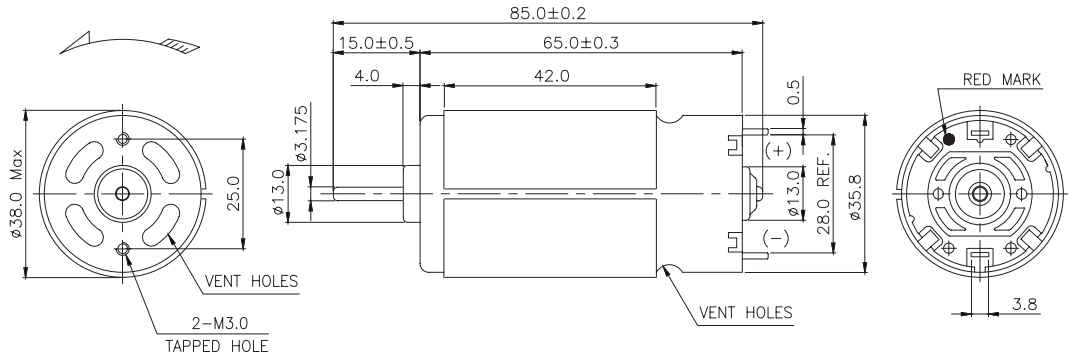

MODEL	VOLTAGE		NO LOAD		AT MAXIMUM EFFICIENCY						STALL	
	OPERATING RANGE	NOMINAL	SPEED	CURRENT	SPEED	CURRENT	TORQUE		OUTPUT	EFF	TORQUE	
			rpm	A	rpm	A	g.cm	mN-m	W	%	g.cm	mN-m
RS-36650ST-9012	3.0-9.0	6.0V CONSTANT	17000	2.5	14779	16.6	504.8	49.49	76.5	76.8	3864	378.82
RS-36650ST-6431	12.0-18.0	18.0V CONSTANT	20500	0.9	18175	7	465	45.59	87.0	69.0	4100	401.96
RS-36655ST-3750	6.0-24.0	6.0V CONSTANT	2000	0.2	1621	0.99	262	25.69	4.37	73.5	1560	152.94
RS-36655ST-23120	24.0-36.0	30.0V CONSTANT	5000	0.1	4330	0.65	304	29.80	13.5	69.2	2273	222.84

马达出轴长度与性能参数，以及 EMC 对策可依客户需求调整，详情请洽业务。

Model RS-36650ST-9012 Direction Of Rotation CCW Voltage: 6.0 V

η	P	I	N
95	200	115	18000
76	160	92	14400
57	120	69	10800
38	80	46	7200
19	40	23	3600
Efficiency-%	Output-W		Speed-rpm

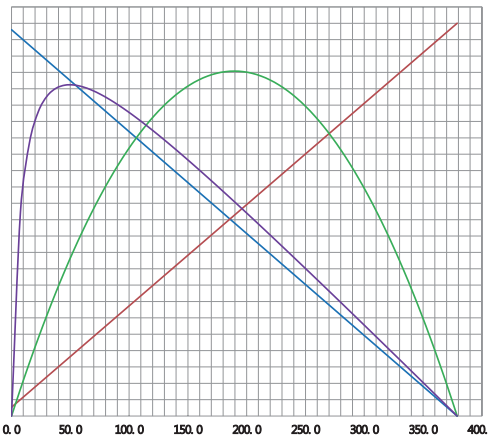

Model RS-36650ST-6431 Direction Of Rotation CCW Voltage: 18.0 V

η	P	I	N
85	260	57	21000
68	208	46	16800
51	156	34	12600
34	104	23	8400
17	52	11	4200
Efficiency-%	Output-W		Speed-rpm

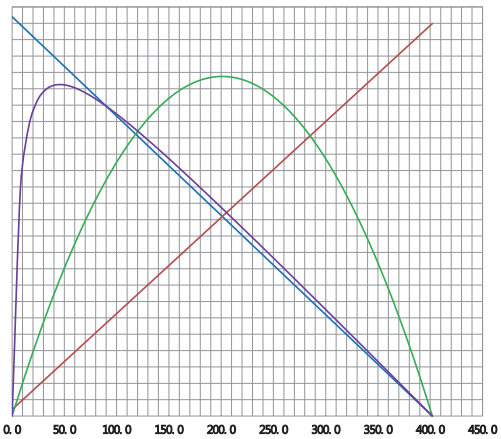

Model RS-36655ST-3750 Direction Of Rotation CCW Voltage: 6.0 V

η	P	I	N
90	9	5	2100
72	7	4	1680
54	5	3	1260
36	3	2	840
18	2	1	420
Efficiency-%	Output-W		Speed-rpm

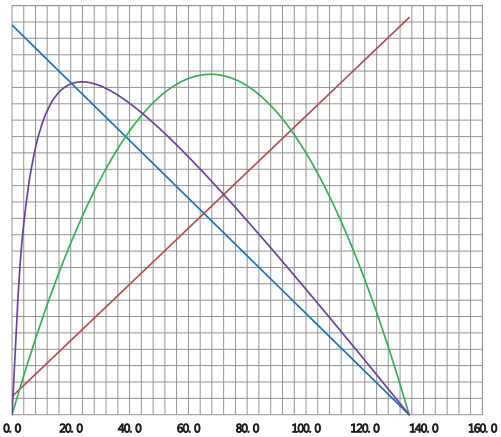

Model RS-36655ST-23120 Direction Of Rotation CCW Voltage: 30.0 V

η	P	I	N
85	35	5	5300
68	28	4	4240
51	21	3	3180
34	14	2	2120
17	7	1	1060
Efficiency-%	Output-W		Speed-rpm

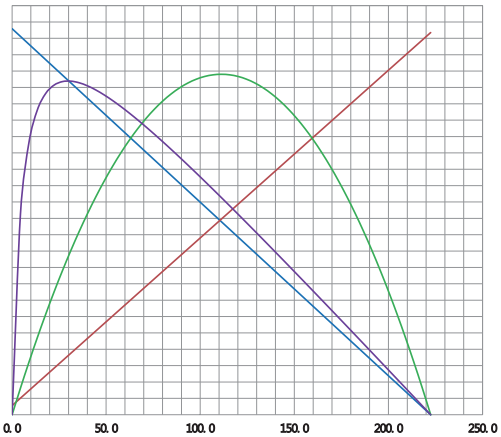

有刷电机

RS-4250DT

用途：
电动百叶窗、自动饮水机、按摩仪

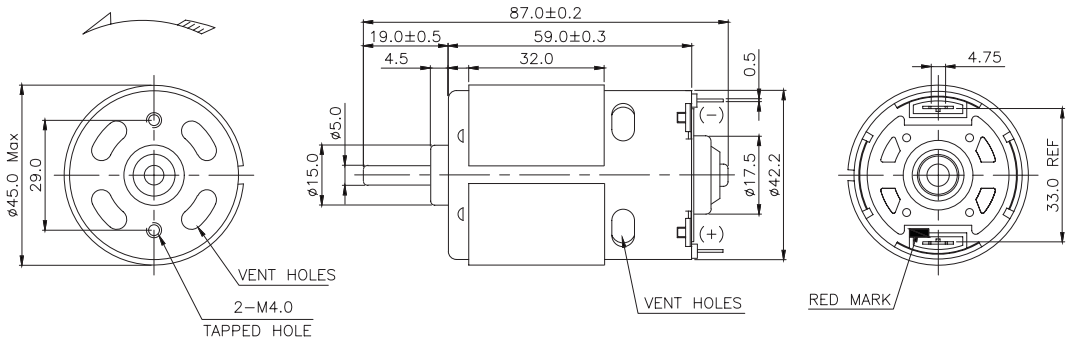

MODEL	VOLTAGE		NO LOAD		AT MAXIMUM EFFICIENCY						STALL	
	OPERATING RANGE	NOMINAL	SPEED	CURRENT	SPEED	CURRENT	TORQUE		OUTPUT	EFF	TORQUE	
			rpm	A	rpm	A	g.cm	mN-m	W	%	g.cm	mN-m
RS-42500DT-5648	6.0-18.0	12.0V CONSTANT	10300	1.3	8580	10.6	880	86.27	77.5	60.8	5280	517.65
RS-42500DT-31150	18.0-36.0	24.0V CONSTANT	6500	0.4	5423	2	598	58.63	33.3	69.4	3611	354.02
RS-42505DT-7018	9.0-14.4	12.0V CONSTANT	13200	1.55	11354	9.5	710	69.61	82.7	72.5	5077	497.75
RS-42505DT-4046	12.0-30.0	24.0V CONSTANT	10400	0.6	8953	3.7	579	56.76	53.2	60.0	4160	407.84

马达出轴长度与性能参数，以及 EMC 对策可依客户需求调整，详情请洽业务。

Model RS-42500DT-5648 Direction Of Rotation CCW Voltage: 12.0 V

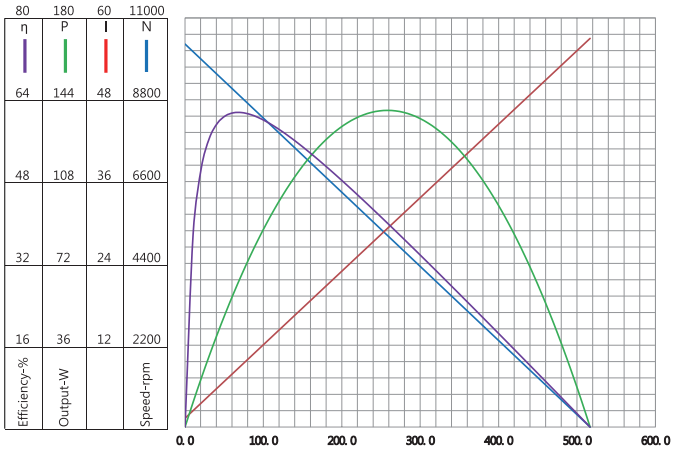

Model RS-42500DT-31150 Direction Of Rotation CCW Voltage: 24.0 V

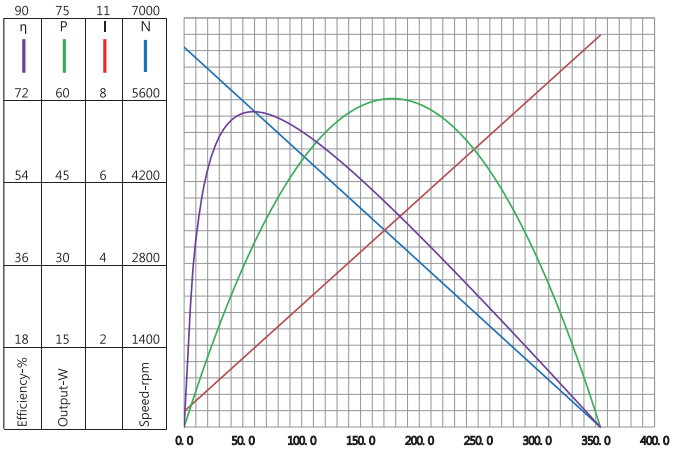

Model RS-42505DT-7018 Direction Of Rotation CCW Voltage: 12.0 V

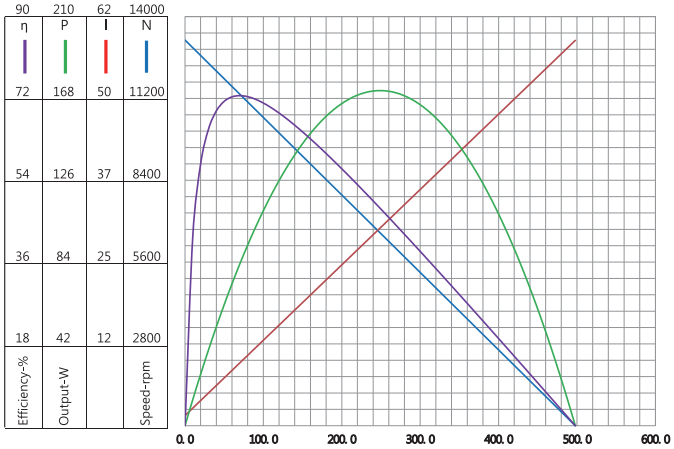

Model RS-42505DT-4046 Direction Of Rotation CCW Voltage: 24.0 V

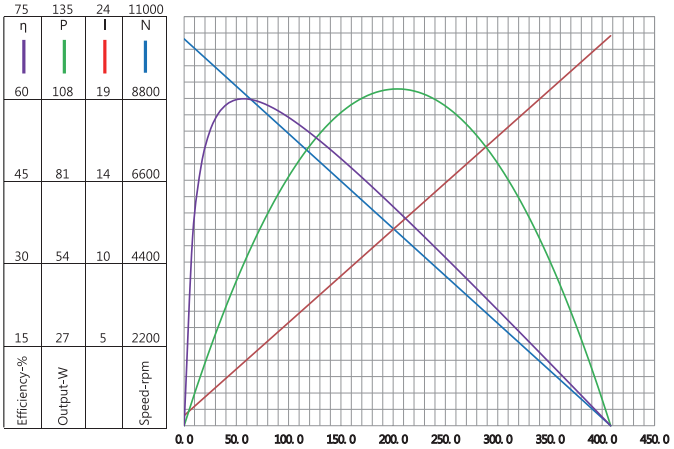

有刷电机

RS-4266DT

用途：
电动百叶窗、电动工具

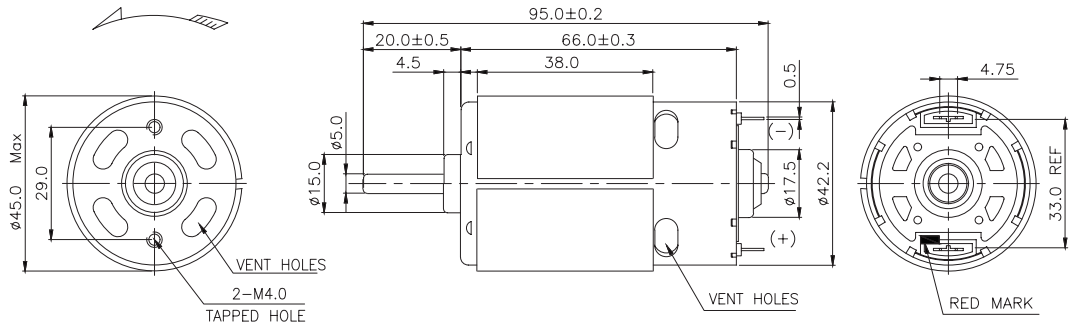

MODEL	VOLTAGE		NO LOAD		AT MAXIMUM EFFICIENCY						STALL	
	OPERATING RANGE	NOMINAL	SPEED	CURRENT	SPEED	CURRENT	TORQUE		OUTPUT	EFF	TORQUE	
			rpm	A	rpm	A	g.cm	mN-m	W	%	g.cm	mN-m
RS-42660DT-5080	12.0-18.0	12.0V CONSTANT	5000	0.5	4279	2.7	601.2	58.94	26.4	83	4167	408.53
RS-42660DT-31150	12.0-36.0	24.0V CONSTANT	5300	0.32	4446	1.7	427.1	41.87	19.5	47.8	2650	259.80
RS-42665DT-8014	6.0-18.0	12.0V CONSTANT	13500	1.6	11832	11.3	700	68.63	85.3	62.7	5684	557.25
RS-42665DT-29100	24.0-36.0	24.0V CONSTANT	4000	0.23	3305	1.09	486	47.65	16.5	63.0	2800	274.51

马达出轴长度与性能参数，以及 EMC 对策可依客户需求调整，详情请洽业务。

Model RS-42660DT-5080 Direction Of Rotation CCW Voltage: 12.0 V

η	P	I	N
95	70	17	5300
76	56	13	4240
57	42	10	3180
38	28	7	2120
19	14	3	1060
Efficiency-%	Output-W		Speed-rpm

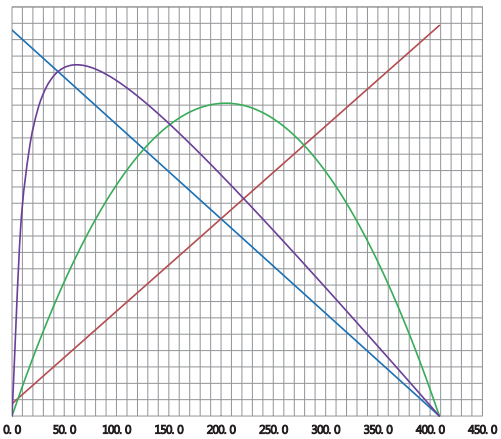

Model RS-42660DT-31150 Direction Of Rotation CCW Voltage: 24.0 V

η	P	I	N
63	45	10	5500
50	36	8	4400
38	27	6	3300
25	18	4	2200
13	9	2	1100
Efficiency-%	Output-W		Speed-rpm

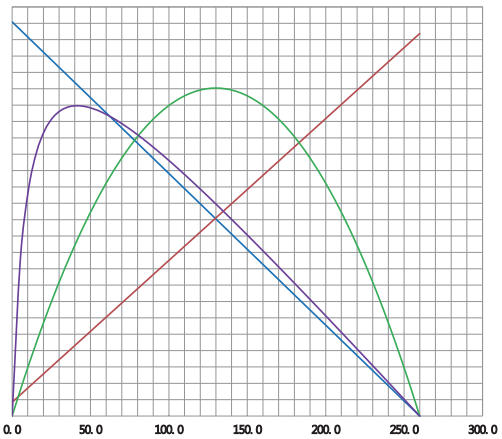

Model RS-42665DT-8014 Direction Of Rotation CCW Voltage: 12.0 V

η	P	I	N
80	250	85	14000
64	200	68	11200
48	150	51	8400
32	100	34	5600
16	50	17	2800
Efficiency-%	Output-W		Speed-rpm

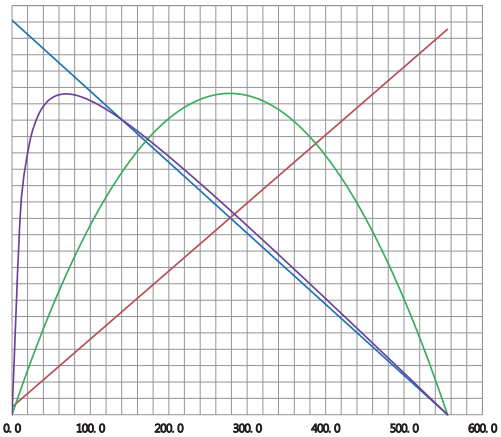

Model RS-42665DT-29100 Direction Of Rotation CCW Voltage: 24.0 V

η	P	I	N
80	35	6	4300
64	28	4	3440
48	21	3	2580
32	14	2	1720
16	7	1	860
Efficiency-%	Output-W		Speed-rpm

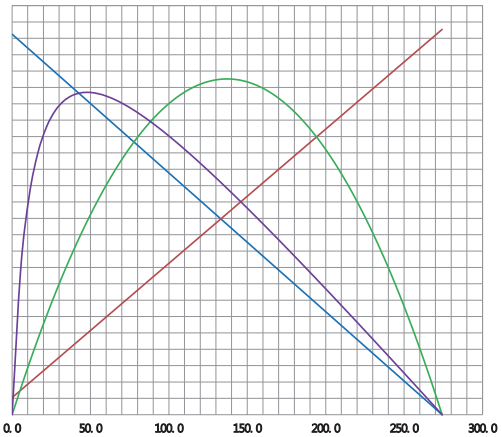

有刷电机

RS-3647CS

用途：
吹风机、吸尘器、缝纫机

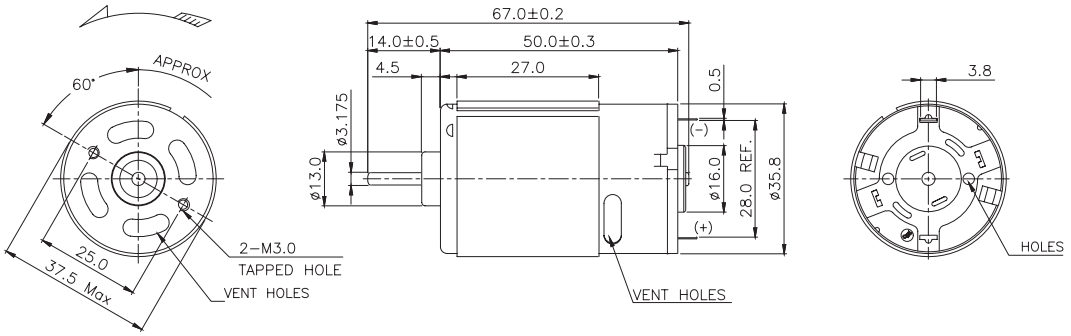

MODEL	VOLTAGE		NO LOAD		AT MAXIMUM EFFICIENCY						STALL	
	OPERATING RANGE	NOMINAL	SPEED	CURRENT	SPEED	CURRENT	TORQUE		OUTPUT	EFF	TORQUE	
			rpm	A	rpm	A	g.cm	mN-m	W	%	g.cm	mN-m
RS-364712S-09220	100-120	110V CONSTANT	8200	0.025	6460	0.091	100	9.80	6.63	66.2	471	46.18
RS-364712S-12120	100-120	120V CONSTANT	18000	0.06	15270	0.35	218	21.37	34.20	72	1440	141.18
RS-364712S-08250	100-220	220V CONSTANT	15000	0.025	12800	0.145	183	17.94	24.00	75.2	1250	122.55
RS-364712S-06450	100-240	230V CONSTANT	8500	0.015	6700	0.06	135	13.24	9.30	67.4	638	62.55

马达出轴长度与性能参数，以及 EMC 对策可依客户需求调整，详情请洽业务。

Model RS-364712S-09220 Direction Of Rotation CCW Voltage: 110.0 V

η	P	I	N
80	12	0	8500
64	10	0	6800
48	7	0	5100
32	5	0	3400
16	2	0	1700
Efficiency-%	Output-W		Speed-rpm

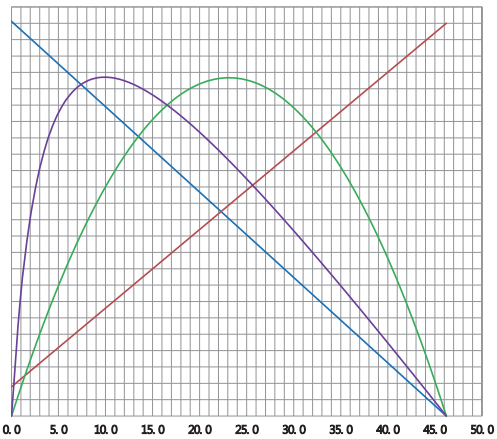

Model RS-364712S-12120 Direction Of Rotation CCW Voltage: 120.0 V

η	P	I	N
100	80	2	19000
80	64	2	15200
60	48	1	11400
40	32	1	7600
20	16	0	3800
Efficiency-%	Output-W		Speed-rpm

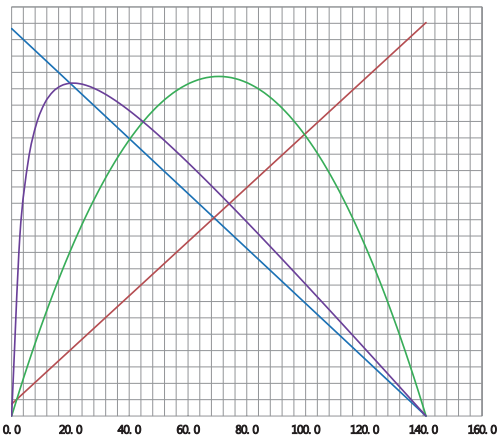

Model RS-364712S-08250 Direction Of Rotation CCW Voltage: 220.0 V

η	P	I	N
95	60	1	15500
76	48	1	12400
57	36	1	9300
38	24	0	6200
19	12	0	3100
Efficiency-%	Output-W		Speed-rpm

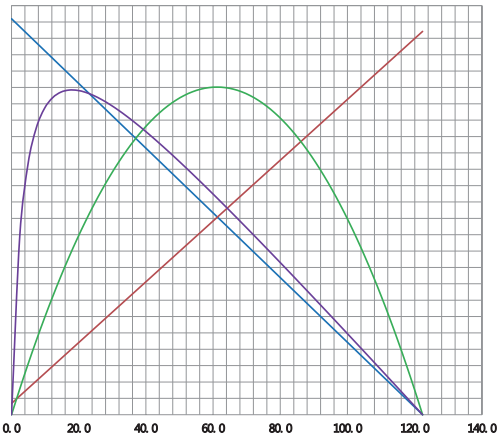

Model RS-364712S-06450 Direction Of Rotation CCW Voltage: 230.0 V

η	P	I	N
85	18	0	9000
68	14	0	7200
51	11	0	5400
34	7	0	3600
17	4	0	1800
Efficiency-%	Output-W		Speed-rpm

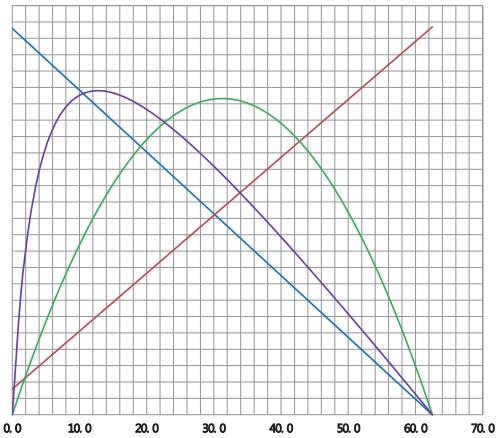

有刷电机

RS-3655CS

用途：
吹风机、吸尘器、缝纫机



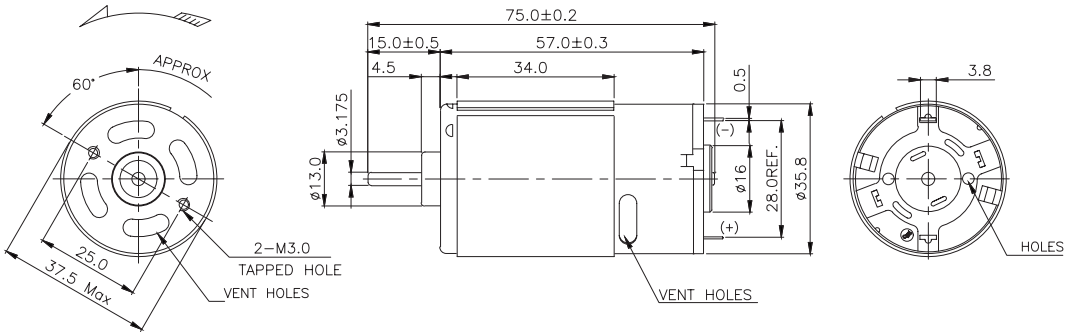

MODEL	VOLTAGE		NO LOAD		AT MAXIMUM EFFICIENCY						STALL	
	OPERATING RANGE	NOMINAL	SPEED	CURRENT	SPEED	CURRENT	TORQUE		OUTPUT	EFF	TORQUE	
			rpm	A	rpm	A	g.cm	mN-m	W	%	g.cm	mN-m
RS-365512S-1583	100-120	100V CONSTANT	14500	0.08	11730	0.34	215	21.08	25.9	76.2	1125	110.29
RS-365512S-13100	100-120	120V CONSTANT	16200	0.065	13590	0.34	245	24.02	34.3	84	1519	148.92
RS-365512S-06450	220-240	220V CONSTANT	5830	0.01	4985	0.05	168	16.47	8.6	78.2	1156	113.33
RS-365512S-10180	100-230	230V CONSTANT	18200	0.03	15640	0.19	188	18.43	30.1	68.9	1335	130.88

马达出轴长度与性能参数，以及 EMC 对策可依客户需求调整，详情请洽业务。

Model RS-365512S-1583 Direction Of Rotation CCW Voltage: 100.0 V

Efficiency-% (η)	Output-W (P)	(I)	Speed-rpm (N)
90	50	2	15000
72	40	1	12000
54	30	1	9000
36	20	1	6000
18	10	0	3000

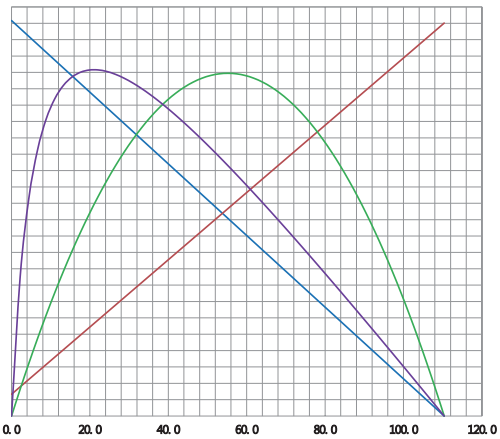

Model RS-365512S-13100 Direction Of Rotation CCW Voltage: 120.0 V

Efficiency-% (η)	Output-W (P)	(I)	Speed-rpm (N)
100	75	2	17000
80	60	1	13600
60	45	1	10200
40	30	1	6800
20	15	0	3400

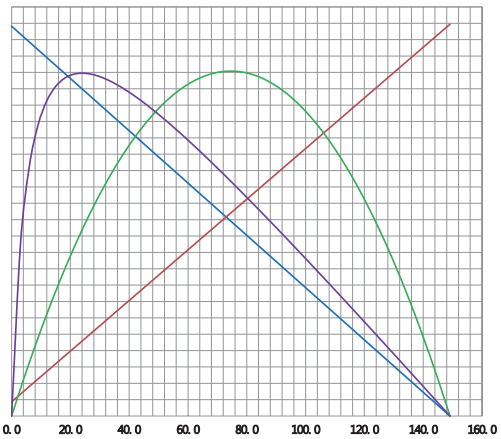

Model RS-365512S-06450 Direction Of Rotation CCW Voltage: 220.0 V

Efficiency-% (η)	Output-W (P)	(I)	Speed-rpm (N)
95	22	0	6000
76	18	0	4800
57	13	0	3600
38	9	0	2400
19	4	0	1200

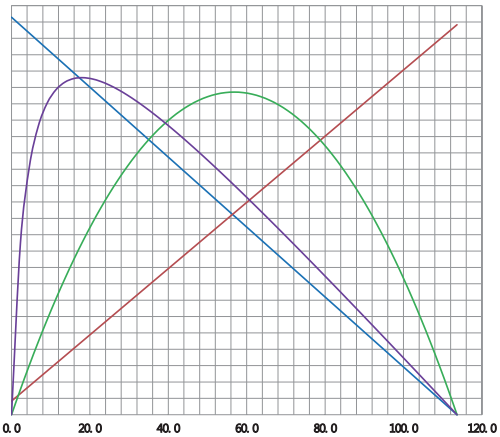

Model RS-365512S-10180 Direction Of Rotation CCW Voltage: 230.0 V

Efficiency-% (η)	Output-W (P)	(I)	Speed-rpm (N)
85	75	1	19000
68	60	1	15200
51	45	1	11400
34	30	0	7600
17	15	0	3800

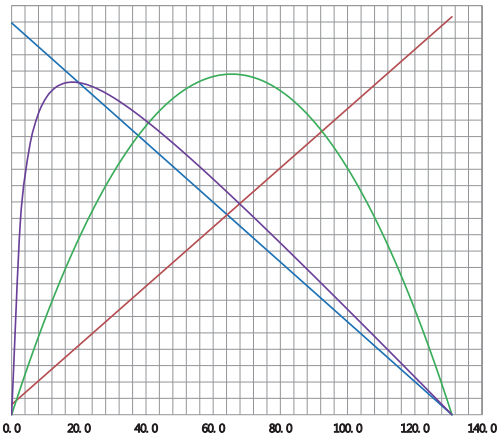

有刷电机

RS-4266CT

用途：

榨汁机、磨豆机、食品搅拌设备

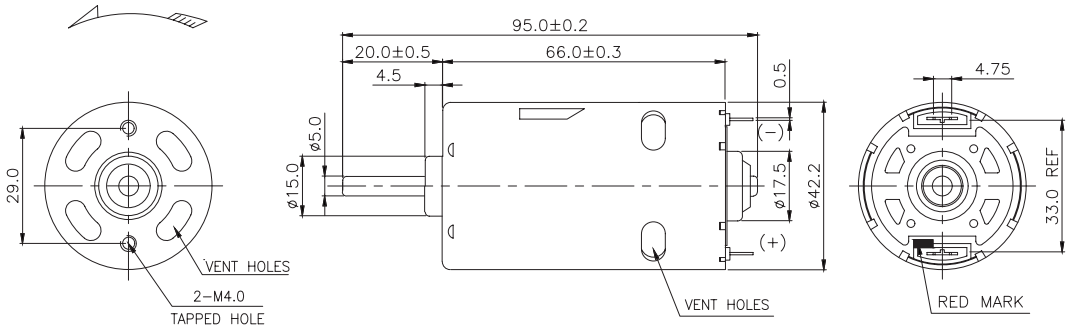

MODEL	VOLTAGE		NO LOAD		AT MAXIMUM EFFICIENCY						STALL	
	OPERATING RANGE	NOMINAL	SPEED	CURRENT	SPEED	CURRENT	TORQUE		OUTPUT	EFF	TORQUE	
			rpm	A	rpm	A	g.cm	mN-m	W	%	g.cm	mN-m
RS-426612T-10220	100-120	110V CONSTANT	5100	0.035	4059	0.14	219	21.47	9.1	56.5	1074	105.29
RS-426612T-1790	100-120	120V CONSTANT	14000	0.12	11677	0.6	465	45.59	55.7	77.4	2800	274.51
RS-426612T-12180	100-230	230V CONSTANT	13600	0.08	10865	0.32	476	46.67	53	72	2365	231.86
RS-426612T-14140	100-230	230V CONSTANT	17000	0.1	13864	0.45	570	55.88	81.1	78.4	3091	303.04

马达出轴长度与性能参数，以及 EMC 对策可依客户需求调整，详情请洽业务。

Model RS-426612T-10220 Direction Of Rotation CCW Voltage: 110.0 V

η	P	I	N
80	18	1	5500
64	14	0	4400
48	11	0	3300
32	7	0	2200
16	4	0	1100
Efficiency-%	Output-W		Speed-rpm

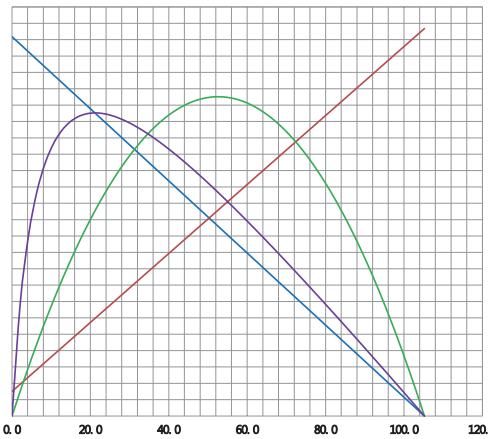

Model RS-426612T-1790 Direction Of Rotation CCW Voltage: 120.0 V

η	P	I	N
95	120	3	15000
76	96	2	12000
57	72	2	9000
38	48	1	6000
19	24	1	3000
Efficiency-%	Output-W		Speed-rpm

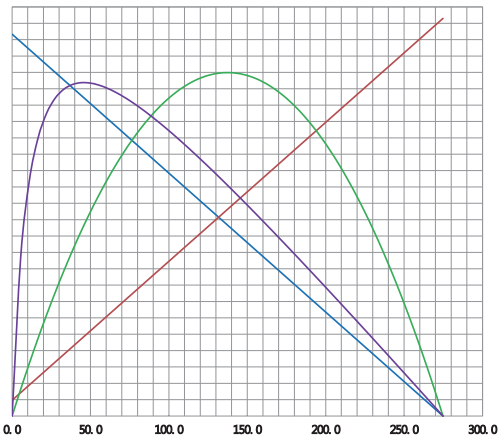

Model RS-426612T-12180 Direction Of Rotation CCW Voltage: 230.0 V

η	P	I	N
90	100	1	14000
72	80	1	11200
54	60	1	8400
36	40	1	5600
18	20	0	2800
Efficiency-%	Output-W		Speed-rpm

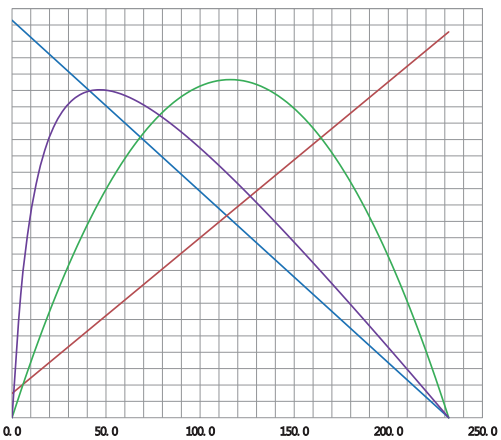

Model RS-426612T-14140 Direction Of Rotation CCW Voltage: 230.0 V

η	P	I	N
95	165	2	17500
76	132	2	14000
57	99	1	10500
38	66	1	7000
19	33	0	3500
Efficiency-%	Output-W		Speed-rpm

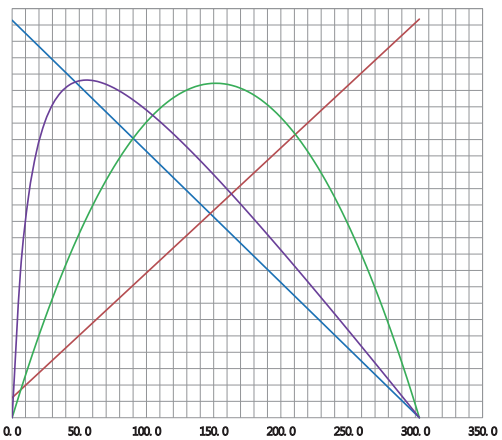

有刷电机

RS-42755DT

用途：

咖啡机、食品搅拌设备、电动工具

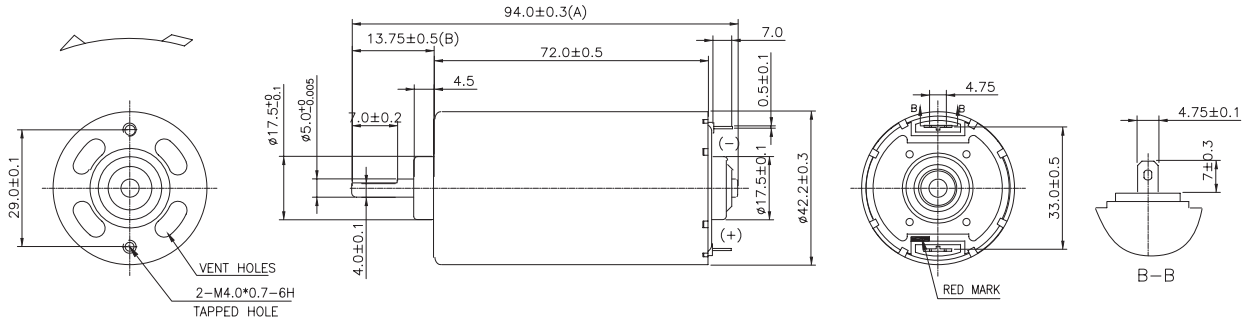

MODEL	VOLTAGE		NO LOAD		AT MAXIMUM EFFICIENCY						STALL	
	OPERATING RANGE	NOMINAL	SPEED	CURRENT	SPEED	CURRENT	TORQUE		OUTPUT	EFF	TORQUE	
			rpm	A	rpm	A	g.cm	mN-m	W	%	g.cm	mN-m
RS-42755DT-8513	6.0-18.0	18.0V CONSTANT	20000	2.5	17692	19.2	1282	125.69	233	67.3	11111	1089.31
RS-42755DT-8511	6.0-18.0	18.0V CONSTANT	25000	2.9	21892	20.4	1243	121.86	279	76.0	10000	980.39
RS-42755DT-5635	21.0-27.0	24.0V CONSTANT	10500	0.6	9172	4.1	738.174	72.37	69.5	69.83	5834.91	572.05
RS-42755DT-4546	21.0-27.0	24.0V CONSTANT	8200	0.4	6988	2.3	606.39	59.45	43.5	78.53	4101.114	402.07

马达出轴长度与性能参数，以及 EMC 对策可依客户需求调整，详情请洽业务。

Model RS-42755DT-8513 Direction Of Rotation CCW Voltage: 18.0 V

η	P	I	N
85	700	155	21200
68	560	124	16960
51	420	93	12720
34	280	62	8480
17	140	31	4240
Efficiency-%	Output-W		Speed-rpm

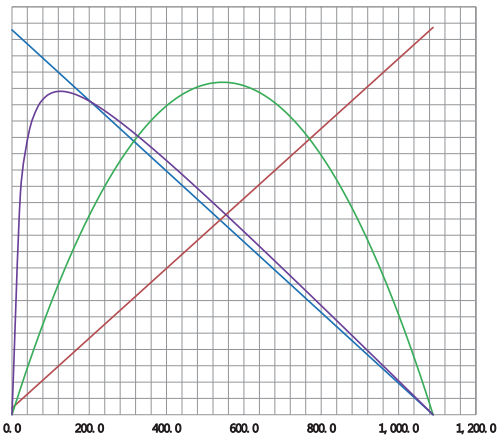

Model RS-42755DT-8511 Direction Of Rotation CCW Voltage: 18.0 V

η	P	I	N
90	750	150	26500
72	600	120	21200
54	450	90	15900
36	300	60	10600
18	150	30	5300
Efficiency-%	Output-W		Speed-rpm

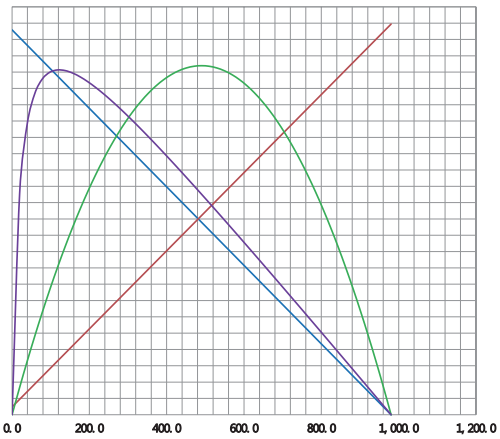

Model RS-42755DT-5635 Direction Of Rotation CCW Voltage: 24.0 V

η	P	I	N
95	200	30	13000
76	160	24	10400
57	120	18	7800
38	80	12	5200
19	40	6	2600
Efficiency-%	Output-W		Speed-rpm

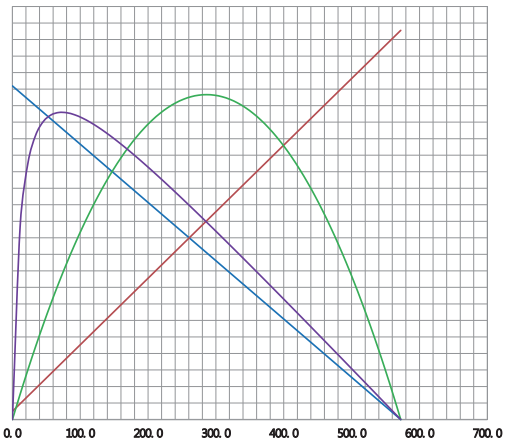

Model RS-42755DT-4546 Direction Of Rotation CCW Voltage: 24.0 V

η	P	I	N
100	110	16	10000
80	88	13	8000
60	66	10	6000
40	44	6	4000
20	22	3	2000
Efficiency-%	Output-W		Speed-rpm

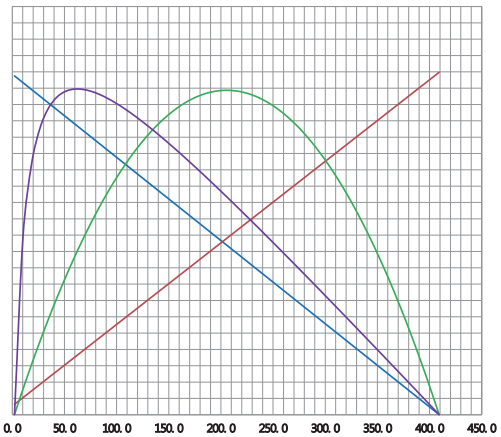

有刷电机

RS-50707DT

用途：
电动工具、电风扇、暖风机



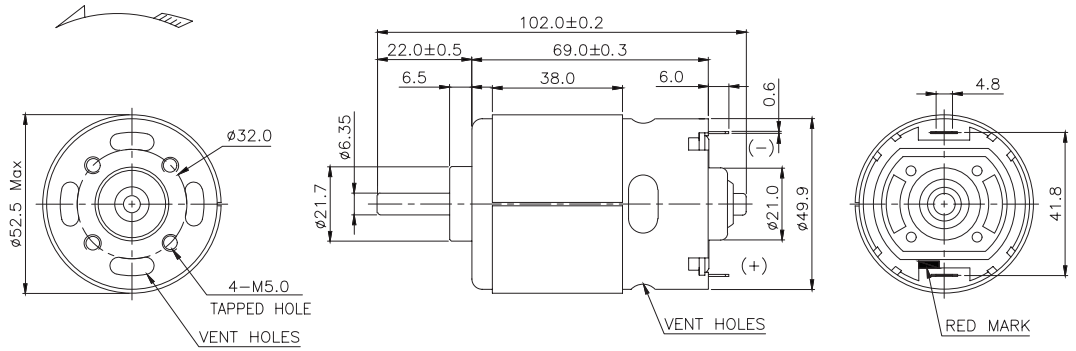

MODEL	VOLTAGE		NO LOAD		AT MAXIMUM EFFICIENCY						STALL	
	OPERATING RANGE	NOMINAL	SPEED	CURRENT	SPEED	CURRENT	TORQUE		OUTPUT	EFF	TORQUE	
			rpm	A	rpm	A	g.cm	mN-m	W	%	g.cm	mN-m
RS-50707DT-5625	12.0-24.0	12.0V CONSTANT	5110	1.03	4190	4.48	710	69.61	31.1	58	3944	386.67
RS-50707DT-9008	6.0-14.4	14.4V CONSTANT	21200	4.18	18300	24.5	1183	115.98	226.2	66	8648	847.84
RS-50707DT-7513	12.0-24.0	19.2V CONSTANT	15800	1.75	14059	14.1	1098	107.65	158.4	58.5	9966	977.06
RS-50707DT-4048	12.0-48.0	24.0V CONSTANT	5500	0.42	4735	2.6	765	75.00	37.2	59.6	5500	539.22

马达出轴长度与性能参数，以及 EMC 对策可依客户需求调整，详情请洽业务。

Model RS-50707DT-5625 Direction Of Rotation CCW Voltage: 12.0 V

η	P	I	N
68	60	21	5300
54	48	17	4240
41	36	13	3180
27	24	8	2120
14	12	4	1060
Efficiency-%	Output-W		Speed-rpm

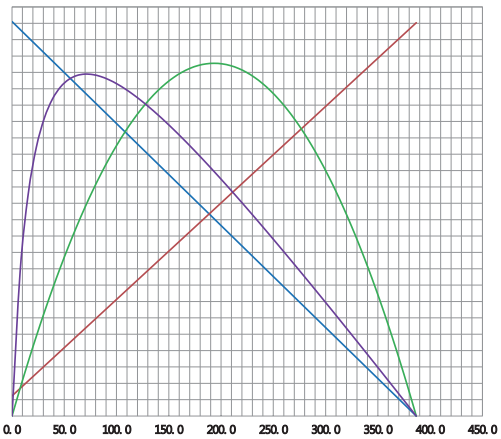

Model RS-50707DT-9008 Direction Of Rotation CCW Voltage: 14.4 V

η	P	I	N
80	580	160	22000
64	464	128	17600
48	348	96	13200
32	232	64	8800
16	116	32	4400
Efficiency-%	Output-W		Speed-rpm

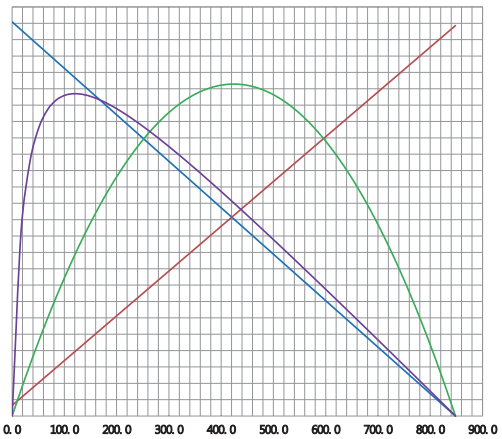

Model RS-50707DT-7513 Direction Of Rotation CCW Voltage: 19.2 V

η	P	I	N
75	500	125	16500
60	400	100	13200
45	300	75	9900
30	200	50	6600
15	100	25	3300
Efficiency-%	Output-W		Speed-rpm

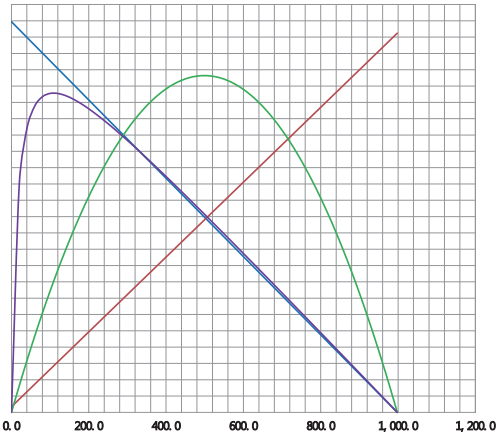

Model RS-50707DT-4048 Direction Of Rotation CCW Voltage: 24.0 V

η	P	I	N
80	100	17	5700
64	80	13	4560
48	60	10	3420
32	40	7	2280
16	20	3	1140
Efficiency-%	Output-W		Speed-rpm

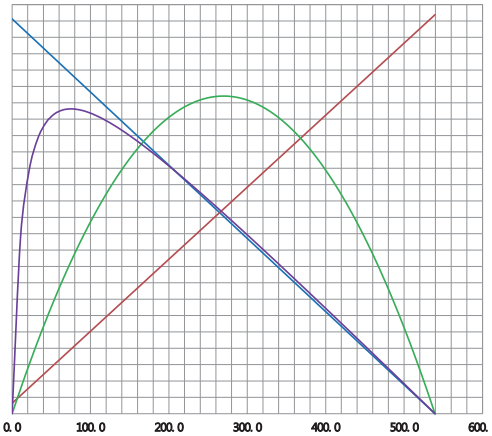

有刷电机

RP39

用途：
电动助力转向系统（EPS）

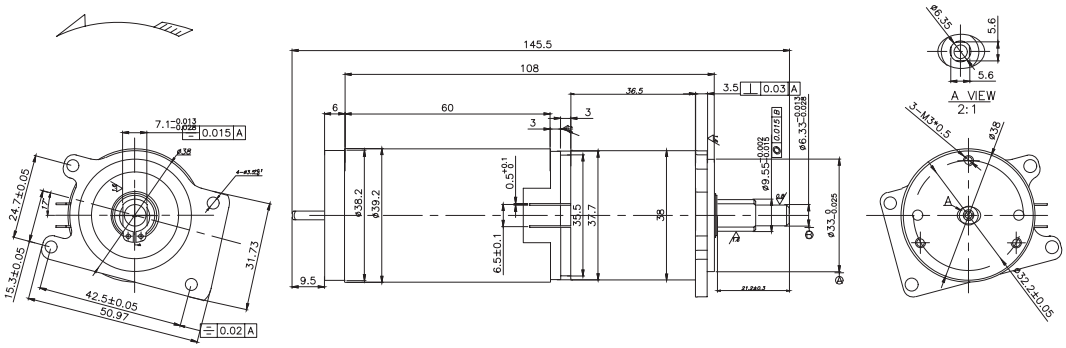

MODEL	VOLTAGE		NO LOAD		AT MAXIMUM EFFICIENCY						STALL	
	OPERATING RANGE	NOMINAL	SPEED	CURRENT	SPEED	CURRENT	TORQUE		OUTPUT	EFF	TORQUE	
			rpm	A	rpm	A	g.cm	mN-m	W	%	g.cm	mN-m
RP38RC-3960-56-DJ01	9.0-15.0	12.0V CONSTANT	88	0.5	70	4.3	28675	2811.27	21.8	57	185200	18156.86
RP38RC-3960-56-DJ02	9.0-15.0	12.0V CONSTANT	140	0.6	100	5.5	24175	2370.10	28.7	45.5	140000	13725.49
RP38RS-3657-75-J03	9.0-15.0	12.0V CONSTANT	145	1.2	117	4.96	27700	2715.69	33.85	56.76	42200	4137.25
RP38RS-3657-116-J04	9.0-15.0	12.0V CONSTANT	80	0.4	67	2.15	19900	1950.98	14.06	54.22	127200	12470.59

马达出轴长度与性能参数，以及 EMC 对策可依客户需求调整，详情请洽业务。

Model RP38RC-3960-56-DJ01 Direction Of Rotation CCW Voltage: 12.0 V

η	P	I	N
60	40	22	95
48	32	18	76
36	24	13	57
24	16	9	38
12	8	4	19
Efficiency-%	Output-W		Speed-rpm

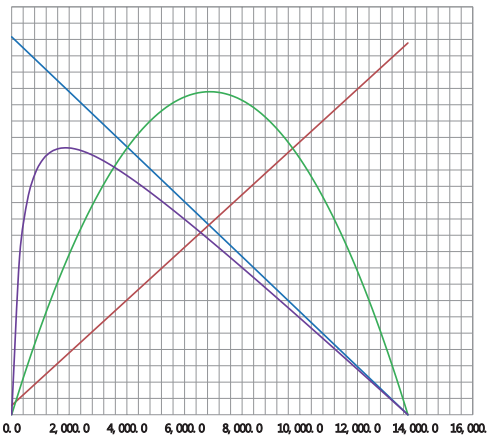

Model RP38RC-3960-56-DJ02 Direction Of Rotation CCW Voltage: 12.0 V

η	P	I	N
70	55	23	150
56	44	18	120
42	33	14	90
28	22	9	60
14	11	5	30
Efficiency-%	Output-W		Speed-rpm

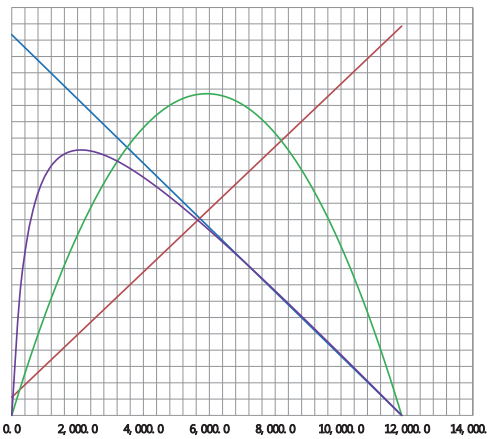

Model RP38RS-3657-75-J03 Direction Of Rotation CCW Voltage: 12.0 V

η	P	I	N
70	75	25	180
56	60	20	144
42	45	15	108
28	30	10	72
14	15	5	36
Efficiency-%	Output-W		Speed-rpm

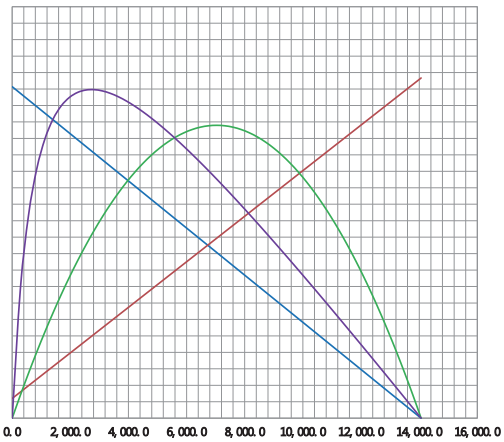

Model RP38RS-3657-116-J04 Direction Of Rotation CCW Voltage: 12.0 V

η	P	I	N
65	40	15	100
52	32	12	80
39	24	9	60
26	16	6	40
13	8	3	20
Efficiency-%	Output-W		Speed-rpm

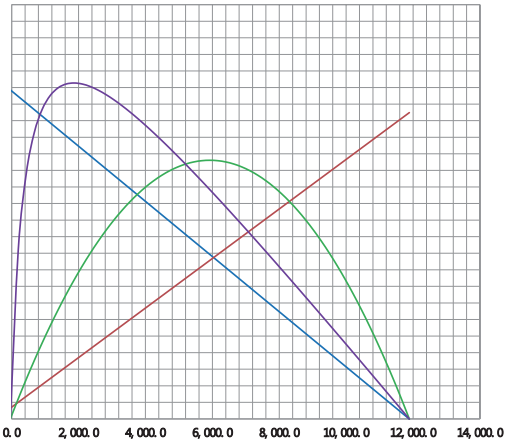

有刷电机 AC 串激电机

XU-5530

用途：
食品搅拌设备、料理机



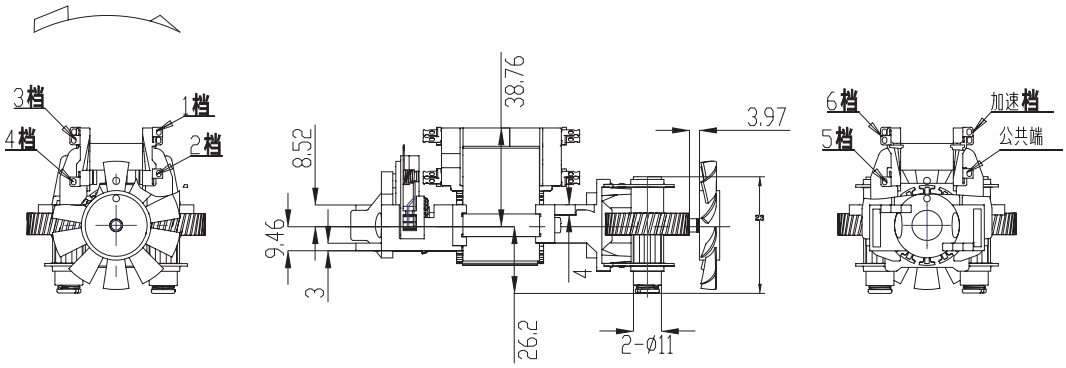

MODEL	VOLTAGE		NO LOAD SPECIFICATIONS													
	OPERATING RANGE	NOMINAL	LEVEL 1		LEVEL 2		LEVEL 3		LEVEL 4		LEVEL 5		LEVEL 6		LEVEL 7	
			SPEED	POWER	SPEED	POWER	SPEED	POWER	SPEED	POWER	SPEED	POWER	SPEED	POWER	SPEED	POWER
			(RPM)	W	(RPM)	W	(RPM)	W	(RPM)	W	(RPM)	W	(RPM)	W	(RPM)	W
U5530L-01	100-120VAC	120V CONSTANT	600	60	760	80	800	93.00	880	105	960	120.00	1060	143	1150	170
U5530L-03	100-120VAC	120V CONSTANT	480	45	660	66	750	80.00	850	96	960	130.00	/	/	/	/
U5530L-06	100-120VAC	120V CONSTANT	480	45	660	66	750	80.00	850	96	960	130.00	960	130	/	/
U5530R-07	220-240VAC	230AV CONSTANT	600	59	740	79	830	90.00	930	109	1050	143.00	1050	143	/	/

马达出轴长度与性能参数，以及 EMC 对策可依客户需求调整，详情请洽业务。

KWC

齿轮箱电机

物料编码准则

齿轮箱电机

RO	37	RS	-	3650	-	100	-	Cy
1	2	3	4	5	6	7	8	9 10

编码说明：

1. 外壳形状：R: 圆筒形；S: 四方型

2. 齿轮箱类型：C: 中心出轴；O: 偏心出轴；P: 行星齿轮；W: 涡轮涡杆；B: 混合型

3. 齿轮箱外径：第一位为十位数，超过 9 以后以英文字母代表。依然为十进制。第二位为个位数

4. 马达外形：R: 圆筒形；F 扁平型；S: 四方型

5. 马达种类：E: 金属刷；F: 贵金属刷；K: 碳刷；S: 倒扣碳刷；C: 碳筒式；
   U: 超声波电机；B :EC 无刷；T : 步进；V: 感应

6. 马达外径：第一位为十位数，超过 9 以后以英文字母代表。依然为十进制。第二位为个位数

7. 马达长度：第一位为十位数，超过 9 以后以英文字母代表。依然为十进制。第二位为个位数

8. 齿轮比：按实际比数标示，不需要补 0 维持四位数。

9. 出力轴型式：K：滚花；D：切轴；S：打厘士；J：双阶轴；T：螺纹轴；P：皮带轮；
   G：齿轮；W：涡杆；E：偏心轮；C：轴套、连接件；N：光轴

10. 客户专用号

齿轮箱电机分解圖

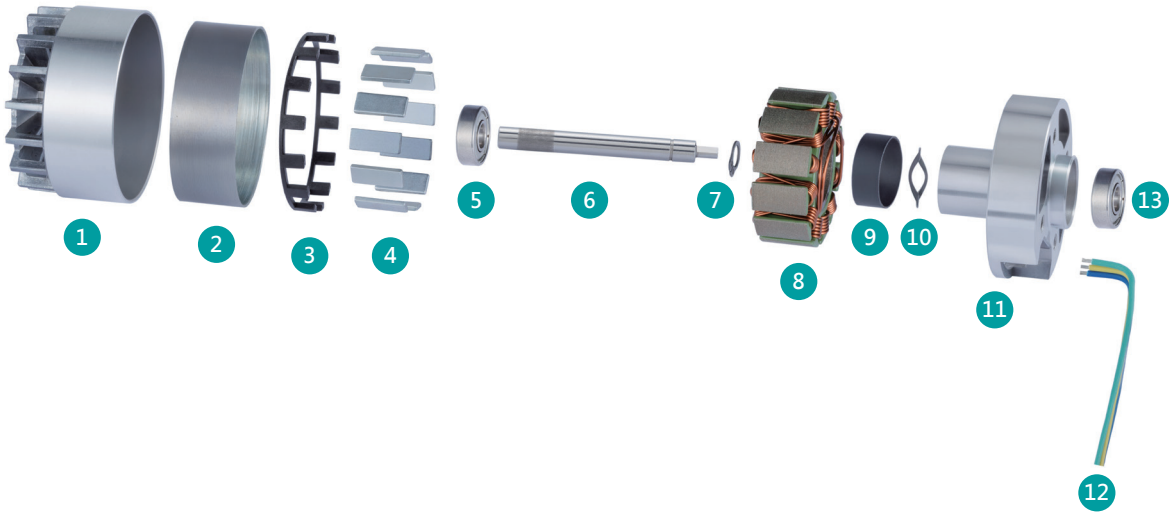

1 鐵後蓋 / METAL REAR END BELL

2 球型含油軸承 / SPHERICAL BEARING

3 壓環 / BEARING BUSHING

4 塑膠件 / PLASTIC PART

5 碳素 / CARBON

6 電刷組 / BRUSHARM

7 端子 / TERMINAL

8 墊片 / WASHER

9 止油片 / OIL SLINGER

10 變阻器 / DISK VARISTOR

11 電樞 / COMMUTATOR

12 風葉 / FAN

13 鐵芯片 / LAMINATION

齿轮箱电机

行星齿轮减速器（内齿圈材质：粉末金属）Planetary Gearbox（Ring Gear Material: Powder Metal）

RP16

Φ16 行星减速器，允许转矩范围：0.03N.m~0.3N.m
16mm Planetary Gearbox, Permissible Load Range: 0.03N.m~0.3N.m

内齿圈材料 Ring material	金属粉末 Powder meta
输出轴轴承形式 Bearing at output	含油轴承 Sleeve bearings
最大允许径向负载（离法兰 6mm 处） Max. Radial load（6mm from flange）	≤5N
最大允许轴向负载 Max. shaft axial load	≤5N
径向间隙（测量点尽量接近法兰） Radial play of shaft（near to flange）	≤0.08 mm
轴向间隙 Axial play of shaft	≤0.2 mm
背隙（无负载时） Backlash at no-load	≤2.5°
输出轴最大承受压入力 Shaft press fit force, max	≤15N

外形和安装尺寸
Dimensions

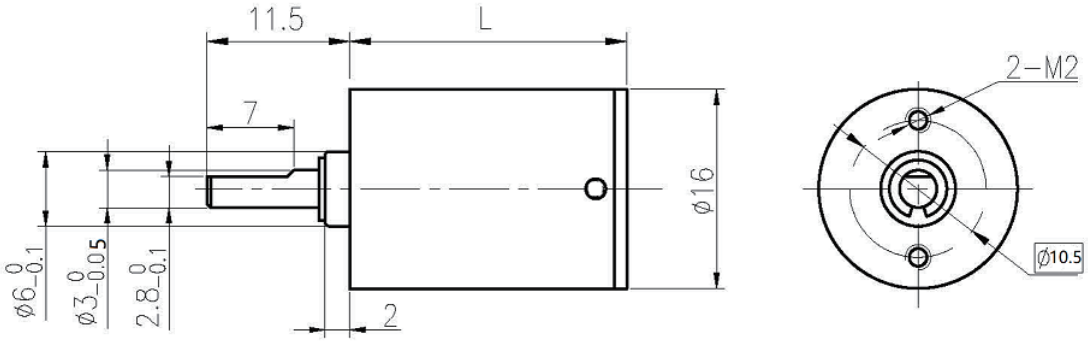

电机轴齿轮型式
Pinion Specifications

模数 Module	0.3	
齿数 No. of teeth	12	15
压力角 Pressure angle	20°	
孔径 Hole diameter	Φ1.48 Φ1.98	
减速比 Reduction ratio	1/4.75 1/24 1/107 1/509	1/4 1/16 1/19 1/64 1/76 1/96 1/256 1/304 1/361 1/429

电机轴齿轮装配
Motor Installation

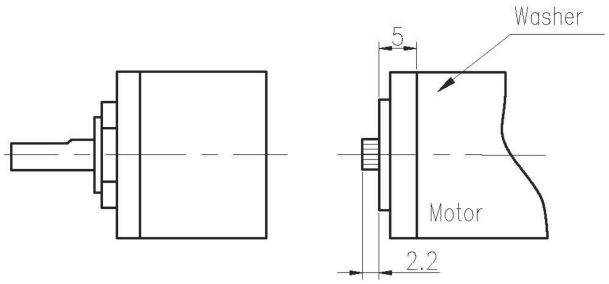

标准减速比型式
Gearbox Specifications

减速比 Reduction ratio	额定允许负载 Rated tolerance torque	瞬间允许负载 Max momentary tolerance torque	效率 Efficiency	L (mm)	重量（g） Weight(g)
1/4 1/4.75 1/6	0.03 N.m Max.	0.09 N.m	90 %	12.3±0.5	18
1/16 1/19 1/24 1/29 1/36	0.12 N.m Max.	0.36 N.m	81 %	15.9±0.5	21
1/64 1/76 1/96 1/107 1/144 1/171 1/216	0.24 N.m Max.	0.72 N.m	73 %	19.5±0.5	23
1/256 1/304 1/361 1/429 1/509	0.3 N.m Max.	0.9 N.m	66 %	23.1±0.5	26

输入与输出的旋转方向：同向　推荐电动机最大输入转速：＜ 10000rpm　推荐运行工作温度范围：-15℃ ~+80℃
Input & output same rotation direction　Motor Max. input speed ＜ 10000rpm　Operating temperature range: -15℃ ~+80℃

齿轮箱电机

行星齿轮减速器（内齿圈材质：粉末金属）Planetary Gearbox（Ring Gear Material: Powder Metal）

RP22

Φ22 行星减速器，允许转矩范围：0.03N.m~0.3N.m
22mm Planetary Gearbox, Permissible Load Range: 0.03N.m~0.3N.m

内齿圈材料 Ring material	金属粉末 Powder meta
输出轴轴承形式 Bearing at output	含油轴承 Sleeve bearings
最大允许径向负载（离法兰 6mm 处） Max. Radial load（6mm from flange）	≤8N
最大允许轴向负载 Max. shaft axial load	≤6N
径向间隙（测量点尽量接近法兰） Radial play of shaft（near to flange）	≤0.08 mm
轴向间隙 Axial play of shaft	≤0.2 mm
背隙（无负载时） Backlash at no-load	≤2.5°
输出轴最大承受压入力 Shaft press fit force, max	≤50N

外形和安装尺寸
Dimensions

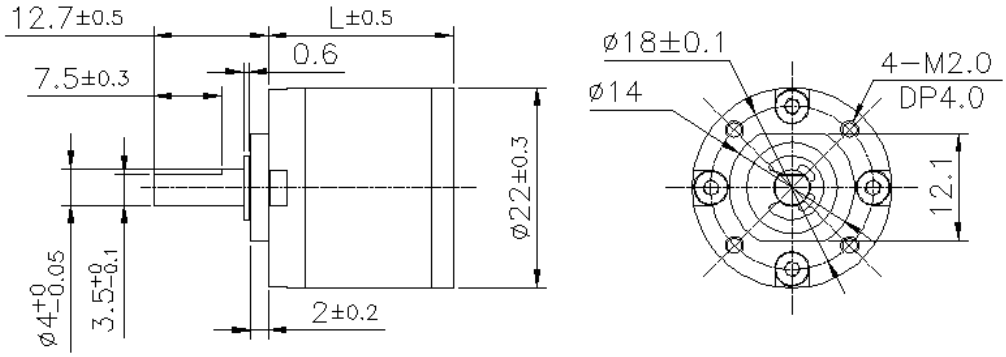

电机轴齿轮型式
Pinion Specifications

模数 Module	0.3	
齿数 No. of teeth	12	15
压力角 Pressure angle	20°	
孔径 Hole diameter	Φ1.48 Φ1.98	
减速比 Reduction ratio	1/4.75 1/24 1/107 1/509	1/4 1/16 1/19 1/64 1/76 1/90 1/256 1/304 1/361 1/429

电机轴齿轮装配
Motor Installation

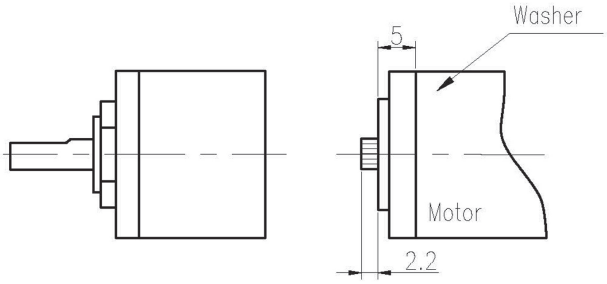

标准减速比型式
Gearbox Specifications

减速比 Reduction ratio	额定允许负载 Rated tolerance torque	瞬间允许负载 Max momentary tolerance torque	效率 Efficiency	L (mm)	重量（g） Weight(g)
1/4 1/4.75 1/6	0.03 N.m Max.	0.09 N.m	90 %	14.4±0.5	25
1/16 1/19 1/24	0.12 N.m Max.	0.36 N.m	81 %	17.9±0.5	31
1/64 1/76 1/96 1/107	0.24 N.m Max.	0.72 N.m	73 %	21.4±0.5	35
1/256 1/304 1/361 1/428 1/509	0.30 N.m Max.	0.90 N.m	66 %	24.9±0.5	59

输入与输出的旋转方向：同向　推荐电动机最大输入转速：＜ 8000rpm　推荐运行工作温度范围：-15℃ ~+80℃
Input & output same rotation direction　Motor Max. input speed ＜ 8000rpm　Operating temperature range: -15℃ ~+80℃

齿轮箱电机

行星齿轮减速器（内齿圈材质：粉末金属）Planetary Gearbox（Ring Gear Material: Powder Metal）

RP28

Φ28 行星减速器，允许转矩范围：0.1N.m~1.0N.m
28mm Planetary Gearbox, Permissible Load Range: 0.1N.m~1.0N.m

内齿圈材料 Ring material	金属粉末 Powder meta
输出轴轴承形式 Bearing at output	滚动轴承 Ball bearings
最大允许径向负载（离法兰 6mm 处） Max. Radial load（6mm from flange）	50N
最大允许轴向负载 Max. shaft axial load	30N
径向间隙（测量点尽量接近法兰） Radial play of shaft（near to flange）	≤0.08 mm
轴向间隙 Axial play of shaft	≤0.3 mm
背隙（无负载时） Backlash at no-load	≤2.5°
输出轴最大承受压入力 Shaft press fit force, max	60N

外形和安装尺寸
Dimensions

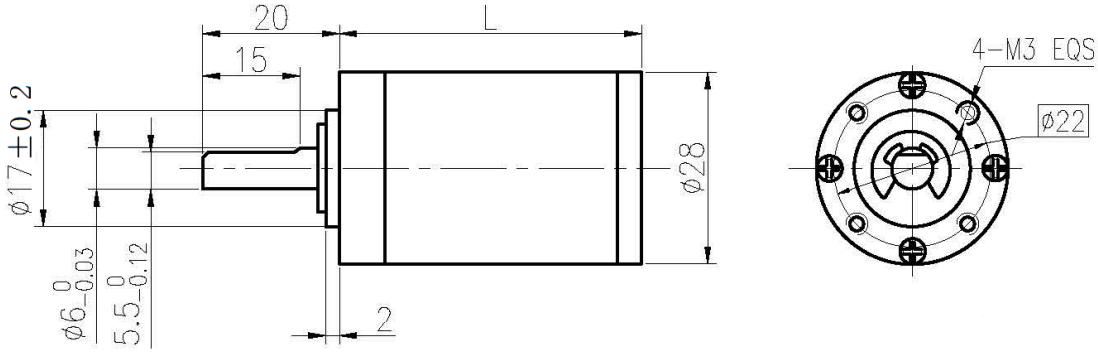

电机轴齿轮型式
Pinion Specifications

模数 Module	0.5	
齿数 No. of teeth	11	17
压力角 Pressure angle	20°	
孔径 Hole diameter	Φ2.02 Φ2.32	
减速比 Reduction ratio	1/5 1/20 1/25 1/80 1/100 1/125	1/4 1/16 1/64 1/39

电机轴齿轮装配
Motor Installation

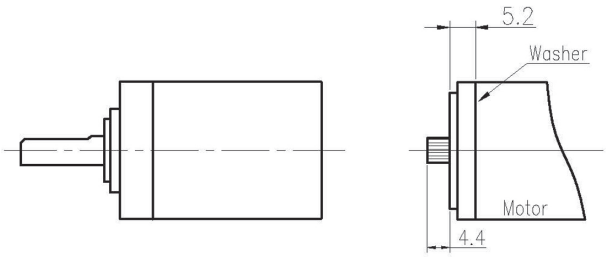

标准减速比型式
Gearbox Specifications

减速比 Reduction ratio	额定允许负载 Rated tolerance torque	瞬间允许负载 Max momentary tolerance torque	效率 Efficiency	L (mm)	重量（g） Weight(g)
1/4 1/5	0.1 N.m Max.	0.3 N.m	90 %	23.3±0.5	65
1/16 1/20 1/25	0.4 N.m Max.	1.2 N.m	81 %	29 ±0.5	88
1/64 1/80 1/100 1/125	0.8N.m Max.	2.4 N.m	73 %	34.7±0.5	110
1/256 1/320 1/400 1/500 1/625	1.0 N.m Max.	3.0 N.m	66 %	40.4 ±0.5	141

输入与输出的旋转方向：同向　推荐电动机最大输入转速：< 10000rpm　推荐运行工作温度范围：-15℃ ~+80℃
Input & output same rotation direction　Motor Max. input speed < 10000rpm　Operating temperature range: -15℃ ~+80℃

齿轮箱电机

行星齿轮减速器（内齿圈材质：粉末金属）Planetary Gearbox（Ring Gear Material: Powder Metal）

RP36

Φ36 行星减速器，允许转矩范围：0.5N.m~5.0N.m
36mm Planetary Gearbox, Permissible Load Range: 0.5N.m~5.0N.m

内齿圈材料 Ring material	金属粉末 Powder meta
输出轴轴承形式 Bearing at output	滚动轴承 Ball bearings
最大允许径向负载（离法兰 6mm 处） Max. Radial load（6mm from flange）	100N
最大允许轴向负载 Max. shaft axial load	50N
径向间隙（测量点尽量接近法兰） Radial play of shaft（near to flange）	≤0.07 mm
轴向间隙 Axial play of shaft	≤0.3 mm
背隙（无负载时） Backlash at no-load	≤2.5°
输出轴最大承受压入力 Shaft press fit force, max	120N

外形和安装尺寸
Dimensions

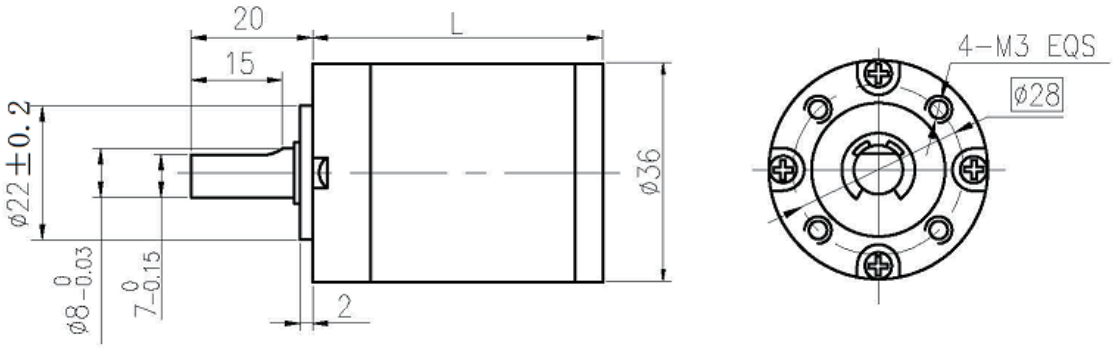

电机轴齿轮型式
Pinion Specifications

模数 Module	0.5	
齿数 No. of teeth	11	17
压力角 Pressure angle	20°	
孔径 Hole diameter	Φ3.16 Φ3.48	
减速比 Reduction ratio	1/5.18 1/19 1/27 1/100 1/139 1/369 1/516 1/721	1/3.7 1/14 1/51 1/71 1/189 1/263

电机轴齿轮装配
Motor Installation

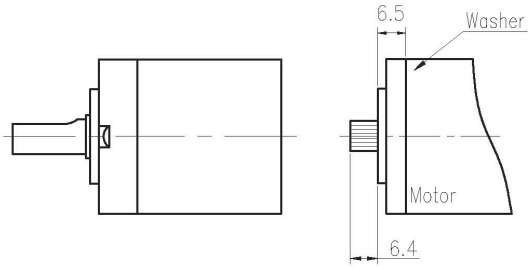

起步齿轮高度：1~2 级减速器 6.4，3~4 级减速器 4.4

标准减速比型式
Gearbox Specifications

减速比 Reduction ratio	额定允许负载 Rated tolerance torque	瞬间允许负载 Max momentary tolerance torque	效率 Efficiency	L (mm)	重量（g） Weight(g)
1/3.7 1/5.2	0.5N.m Max.	1.5N.m	90 %	26.5±0.5	195
1/14 1/19 1/27	2.0N.m Max.	6 N.m	81 %	32.7±0.5	230
1/51 1/71 1/100 1/139	4.0N.m Max.	10 N.m	73 %	39±0.5	250
1/189 1/263 1/369 1/516 1/721	5.0N.m Max.	12 N.m	66 %	45±0.5	278

输入与输出的旋转方向：同向　推荐电动机最大输入转速：< 5000rpm　推荐运行工作温度范围：-15℃ ~+80℃
Input & output same rotation direction　Motor Max. input speed < 5000rpm　Operating temperature range: -15℃ ~+80℃

齿轮箱电机

行星齿轮减速器（内齿圈材质：粉末金属）Planetary Gearbox（Ring Gear Material: Powder Metal）

RO37

Φ37 加强型减速器，允许转矩范围：0.1 N.m ~1.0N.m
37mm OD Standard Gearbox, Permissible Load Range: 0.1 N.m ~1.0N.m

内齿圈材料 Ring material	金属 meta
输出轴轴承形式 Bearing at output	含油轴承 Sleeve bearings
最大允许径向负载（离法兰 6mm 处） Max. Radial load（6mm from flange）	10 N
最大允许轴向负载 Max. shaft axial load	7 N
径向间隙（测量点尽量接近法兰） Radial play of shaft（near to flange）	≤0.05 mm
轴向间隙 Axial play of shaft	≤0.35 mm
背隙（无负载时） Backlash at no-load	≤2.5°
输出轴最大承受压入力 Shaft press fit force, max	200N

外形和安装尺寸
Dimensions

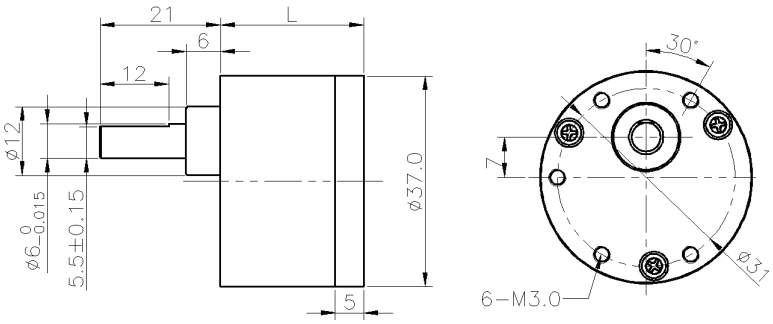

电机轴齿轮型式
Pinion Specifications

模 数 Module	0.5
齿 数 No. of teeth	10
压力角 Pressure angle	20°
螺旋角 Helix angle	15°（右旋 英文）
孔 径 Hole diameter	Φ3.16
减速比 Reduction ratio	全系列通用 Practicable

电机轴齿轮装配
Motor Installation

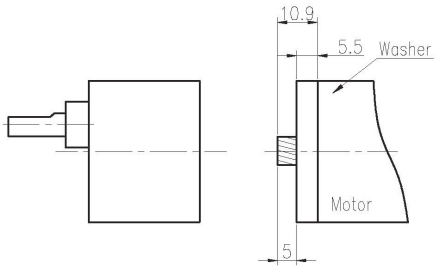

标准减速比型式
Gearbox Specifications

减 速 比 Reduction ratio	额定允许负载 Rated tolerance torque	瞬间允许负载 Max momentary tolerance torque	效 率 Efficiency	输入与输出的旋转方向 英文	L (mm)	重 量（g） Weight(g)
1/10	0.1N.m Max.	0.3 N.m	81 %	同向	20±0.5	95
1/30 1/33.3	0.4N.m Max.	1.2 N.m	73 %	反向	22.5±0.5	105
1/50 1/60 1/90 1/100	1.0N.m Max.	3.0 N.m	66 %	同向	25.0±0.5	112
1/120 1/150 1/166.6 /1/180 1/200 1/240 1/300	1.0N.m Max.	3.0 N.m	59 %	反向	27.5±0.5	122

推荐电动机最大输入转速：＜ 5000rpm 推荐运行工作温度范围：-15℃ ~+70℃
Motor Max. input speed ＜ 5000rpm Operating temperature range: -15℃ ~+70℃

齿轮箱电机

行星齿轮减速器（内齿圈材质：粉末金属）Planetary Gearbox（Ring Gear Material: Powder Metal）

RP38

Φ38 行星减速器，允许转矩：0.8N.m~8N.m
38mm Planetary Gearbox, Permissible Load Range: 0.8N.m~8N.m

内齿圈材料 Ring material	金属 Metal
输出轴轴承形式 Bearing at output	滚动轴承 Ball bearings
最大允许径向负载（离法兰 6mm 处） Max. Radial load（6mm from flange）	150N
最大允许轴向负载 Max. shaft axial load	80N
径向间隙（测量点尽量接近法兰） Radial play of shaft（near to flange）	≤0.06 mm
轴向间隙 Axial play of shaft	≤0.3 mm
背隙（无负载时） Backlash at no-load	≤2.5°
输出轴最大承受压入力 Shaft press fit force, max	120N

外形和安装尺寸
Dimensions

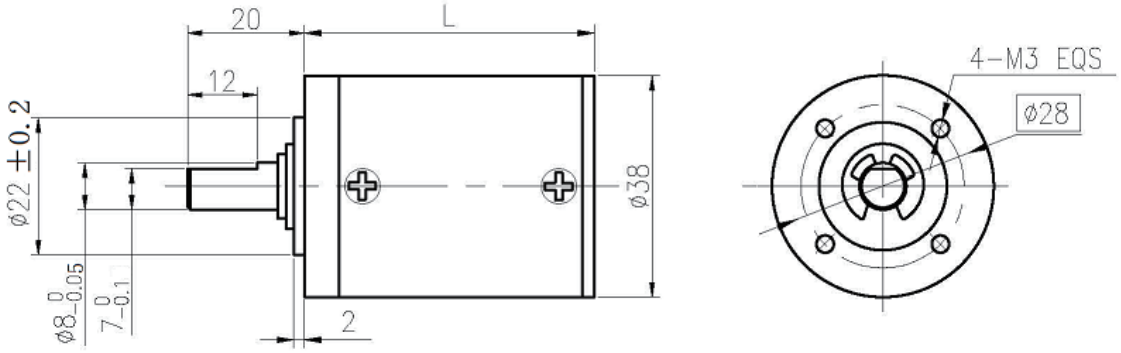

电机轴齿轮型式
Pinion Specifications

模数 Module	0.6	
齿数 No. of teeth	11	17
压力角 Pressure angle	20°	
孔径 Hole diameter	Φ3.16 Φ3.98 Φ4.48	
减速比 Reduction ratio	1/6 1/24 1/36 1/96 1/144 1/256 1/384 1/576 1/864 1/1296	1/4 1/16 1/64 1/216

电机轴齿轮装配
Motor Installation

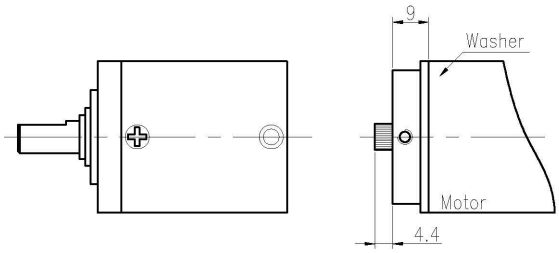

标准减速比型式
Gearbox Specifications

减速比 Reduction ratio	额定允许负载 Rated tolerance torque	瞬间允许负载 Max momentary tolerance torque	效率 Efficiency	L (mm)	重量（g） Weight(g)
1/4 1/6	0.8 N.m Max.	2.4 N.m	90 %	30.0	
1/16 1/24 1/36	3.0 N.m Max.	9 N.m	81 %	39.5	
1/64 1/96 1/144 1/216	6.0 N.m Max.	18 N.m	73 %	49.2	
1/256 1/384 1/576 1/864 1/1296	8.0 N.m Max.	24 N.m	66 %	58.7	

输入与输出的旋转方向：同向　推荐电动机最大输入转速：＜ 8000rpm　推荐运行工作温度范围：-15℃ ~+80℃
Input & output same rotation direction　Motor Max. input speed ＜ 8000rpm　Operating temperature range: -15℃ ~+80℃

齿轮箱电机

行星齿轮减速器（内齿圈材质：粉末金属）Planetary Gearbox（Ring Gear Material: Powder Metal）

RP42

Φ42 行星减速器，允许转矩范围：1.5N.m~15N.m
42mm Planetary Gearbox, Permissible Load Range: 1.5N.m~15N.m

内齿圈材料 Ring material	金属粉末 Powder meta
输出轴轴承形式 Bearing at output	滚动轴承 Ball bearings
最大允许径向负载（离法兰 6mm 处） Max. Radial load（6mm from flange）	200N
最大允许轴向负载 Max. shaft axial load	100N
径向间隙（测量点尽量接近法兰） Radial play of shaft（near to flange）	≤0.06 mm
轴向间隙 Axial play of shaft	≤0.3 mm
背隙（无负载时） Backlash at no-load	≤2.5°
输出轴最大承受压入力 Shaft press fit force, max	150N

外形和安装尺寸
Dimensions

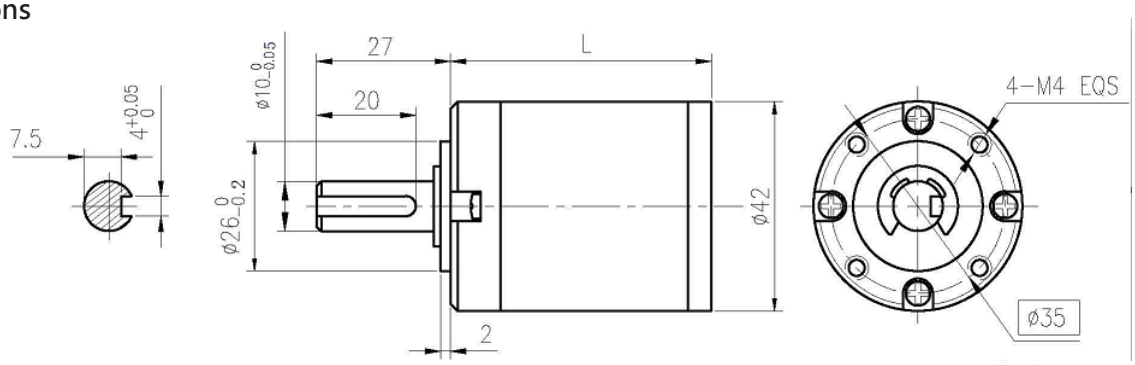

电机轴齿轮型式
Pinion Specifications

模数 Module	0.6	
齿数 No. of teeth	11	17
压力角 Pressure angle	20°	
孔径 Hole diameter	Φ3.98	
减速比 Reduction ratio	1/5.2 1/19 1/27 1/71 1/100 1/139 1/369 1/516 1/721	1/3.7 1/14 1/50 1/189 1/262

电机轴齿轮装配
Motor Installation

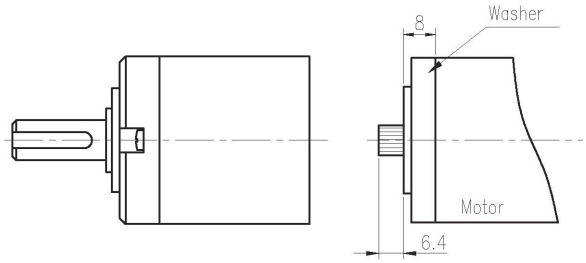

标准减速比型式
Gearbox Specifications

减速比 Reduction ratio	额定允许负载 Rated tolerance torque	瞬间允许负载 Max momentary tolerance torque	效率 Efficiency	L (mm)	重量（g） Weight(g)
1/3.7 1/5.2	1.5 N.m Max.	3 N.m	90 %	34	244
1/14 1/19 1/27	4 N.m Max.	12 N.m	81 %	44.2	314
1/50 1/71 1/100 1/139	10 N.m Max.	25 N.m	73 %	54.4	433
1/189 1/262 1/369 1/516 1/721	15 N.m Max.	38 N.m	66 %	64.6	519

齿轮箱电机

行星齿轮减速器（内齿圈材质：粉末金属）Planetary Gearbox（Ring Gear Material: Powder Metal）

RP45

Φ45 行星减速器，允许转矩范围：0.1N.m~10N.m
45mm Planetary Gearbox, Permissible Load Range: 0.1N.m~10N.m

内齿圈材料 Ring material	金属 metal
输出轴轴承形式 Bearing at output	滚动轴承 Ball bearings
最大允许径向负载（离法兰 6mm 处） Max. Radial load（6mm from flange）	200N
最大允许轴向负载 Max. shaft axial load	100N
径向间隙（测量点尽量接近法兰） Radial play of shaft（near to flange）	≤0.06 mm
轴向间隙 Axial play of shaft	≤0.3 mm
背隙（无负载时） Backlash at no-load	≤2.5°
输出轴最大承受压入力 Shaft press fit force, max	≤150N

外形和安装尺寸
Dimensions

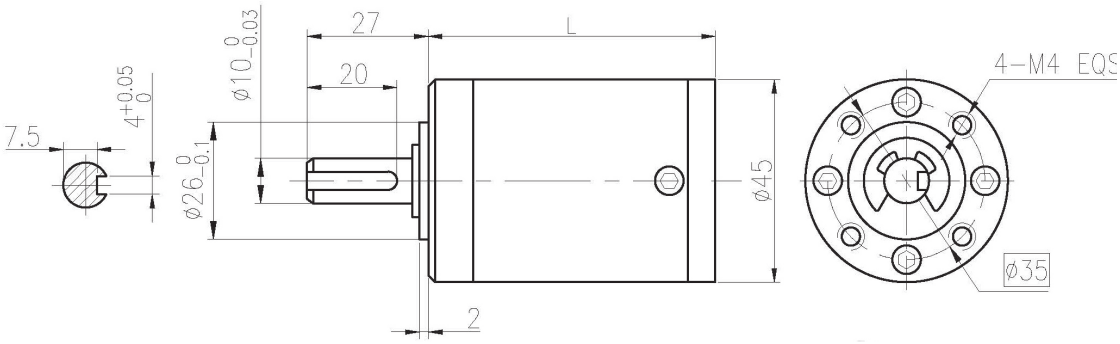

电机轴齿轮型式
Pinion Specifications

模数 Module	0.6	
齿数 No. of teeth	11	17
压力角 Pressure angle	20°	
孔径 Hole diameter	Φ3.16 Φ3.98 Φ4.48	
减速比 Reduction ratio	1/5.2 1/19 1/27 1/71 1/100 1/139 1/264 1/369 1/516 1/721	1/3.7 1/14 1/51 1/189

电机轴齿轮装配
Motor Installation

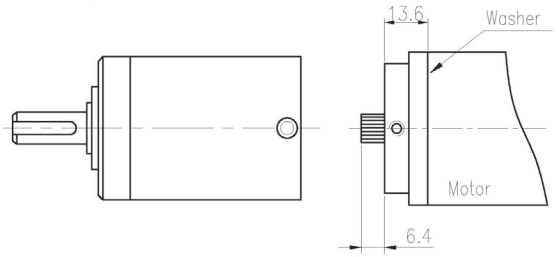

标准减速比型式
Gearbox Specifications

减速比 Reduction ratio	额定允许负载 Rated tolerance torque	瞬间允许负载 Max momentary tolerance torque	效率 Efficiency	L (mm)	重量（g） Weight(g)
1/3.7 1/5.2	1.0 N.m Max	3.0 N.m	90 %	41.3±0.5	417
1/14 1/19 1/27	4.0 N.m Max	12 N.m	81 %	51.6±0.5	449
1/51 1/71 1/100 1/139	8.0 N.m Max	25 N.m	73 %	64.4±0.5	569
1/189 1/264 1/369 1/516 1/721	10 N.m Max	30 N.m	66 %	74.7±0.5	672

输入与输出的旋转方向：同向　推荐电动机最大输入转速：< 5000rpm　推荐运行工作温度范围：-15℃ ~+80℃
Input & output same rotation direction　Motor Max. input speed < 5000rpm　Operating temperature range: -15℃ ~+80℃

齿轮箱电机

行星齿轮减速器（内齿圈材质：粉末金属）Planetary Gearbox（Ring Gear Material: Powder Metal）

RP48

Φ42 行星减速器，允许转矩范围：2N.m~20N.m
42mm Planetary Gearbox, Permissible Load Range: 2N.m~20N.m

内齿圈材料 Ring material	金属 metal
输出轴轴承形式 Bearing at output	滚动轴承 Ball bearings
最大允许径向负载（离法兰 6mm 处） Max. Radial load（6mm from flange）	200N
最大允许轴向负载 Max. shaft axial load	100N
径向间隙（测量点尽量接近法兰） Radial play of shaft（near to flange）	≤0.06 mm
轴向间隙 Axial play of shaft	≤0.3 mm
背隙（无负载时） Backlash at no-load	≤2.5°
输出轴最大承受压入力 Shaft press fit force, max	≤150N

外形和安装尺寸
Dimensions

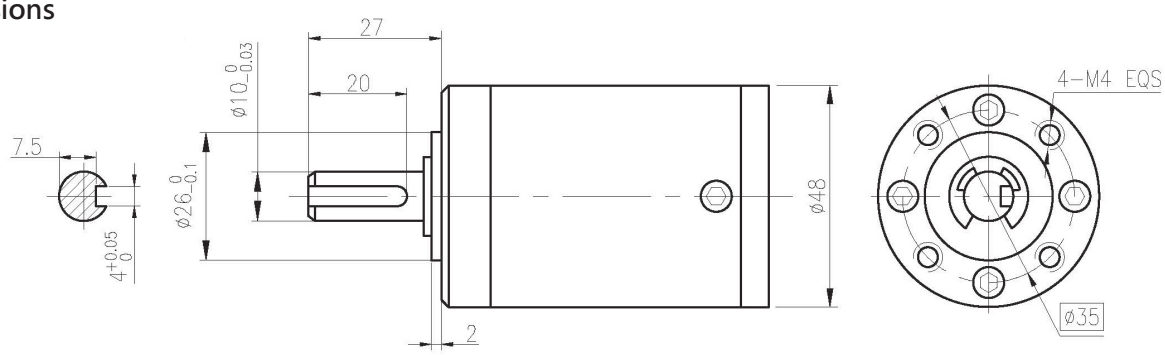

电机轴齿轮型式
Pinion Specifications

模数 Module	0.5		
齿数 No. of teeth	16	18	22
压力角 Pressure angle	20°		
孔径 Hole diameter	Φ3.98 Φ4.48 Φ4.98		
减速比 Reduction ratio	1/22 1/83 1/106 1/316 1/403 1/515 1/1206 1/1540 1/1966 1/2510	1/4.44	1/17 1/65 1/247 1/944

电机轴齿轮装配
Motor Installation

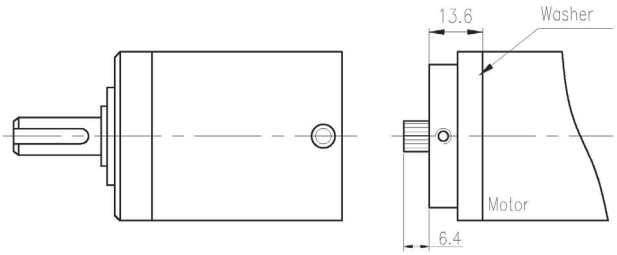

标准减速比型式
Gearbox Specifications

减速比 Reduction ratio	额定允许负载 Rated tolerance torque	瞬间允许负载 Max momentary tolerance torque	效率 Efficiency	L (mm)	重量（g） Weight(g)
1/4.44	2 N.m Max.	6 N.m	90 %	37.8±0.5	310
1/17 1/22	8 N.m Max.	25 N.m	81 %	48.4±0.5	450
1/65 1/83 1/106	16 N.m Max.	50 N.m	73 %	58.8±0.5	580
1/247 1/316 1/403 1/515	20 N.m Max	60 N.m	66 %	71.2±0.5	688
1/945 1/1206 1/1540 1/1966 1/2510	20 N.m Max	60 N.m	59 %	81.6±0.5	798

输入与输出的旋转方向：同向　推荐电动机最大输入转速：< 4000rpm　推荐运行工作温度范围：-15℃ ~+80℃
Input & output same rotation direction　Motor Max. input speed < 4000rpm　Operating temperature range: -15℃ ~+80℃

齿轮箱电机

行星齿轮减速器（内齿圈材质：粉末金属）Planetary Gearbox（Ring Gear Material: Powder Metal）

RP52

Φ52 行星减速器，允许转矩范围：3N.m~30N.m
52mm Planetary Gearbox, Permissible Load Range: 3N.m~30N.m

内齿圈材料 Ring material	金属 metal
输出轴轴承形式 Bearing at output	滚动轴承 Ball bearings
最大允许径向负载（离法兰 6mm 处） Max. Radial load（6mm from flange）	300N
最大允许轴向负载 Max. shaft axial load	200N
径向间隙（测量点尽量接近法兰） Radial play of shaft（near to flange）	≤0.08 mm
轴向间隙 Axial play of shaft	≤0.4 mm
背隙（无负载时） Backlash at no-load	≤2.5°
输出轴最大承受压入力 Shaft press fit force, max	300N

外形和安装尺寸
Dimensions

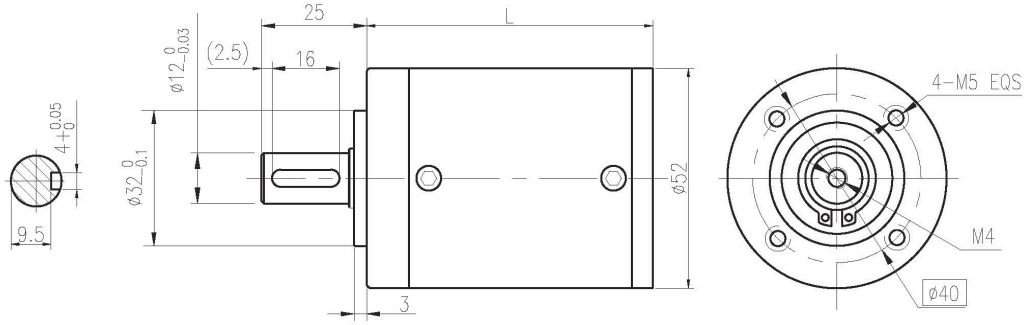

电机轴齿轮型式
Pinion Specifications

模数 Module	1.0		
齿数 No. of teeth	12	15	9
压力角 Pressure angle	20°		
孔径 Hole diameter	Φ6H7		
减速比 Reduction ratio	1/4.25 1/15 1/18 1/23 1/52 1/61 1/72 1/96 1/121 1/220 1/260 1/307	1/3.6 1/13 1/43 1/154 1/187	1/5.33 1/28

电机轴齿轮装配
Motor Installation

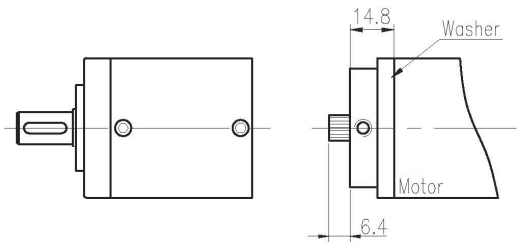

标准减速比型式
Gearbox Specifications

减速比 Reduction ratio	额定允许负载 Rated tolerance torque	瞬间允许负载 Max momentary tolerance torque	效率 Efficiency	L (mm)	重量（g） Weight(g)
1/3.6 1/4.25 1/5.33	3 N.m Max.	9 N.m	90 %	45.7±0.5	442
1/13 1/15 1/18 1/23 1/28	12 N.m Max.	36 N.m	81 %	57.2±0.5	574
1/43 1/52 1/61 1/72 1/96 1/121	24 N.m Max.	72 N.m	73 %	68.5±0.5	702
1/154 1/187 1/220 1/260 1/307	30 N.m Max.	90 N.m	66 %	79.8±0.5	837

输入与输出的旋转方向：同向　推荐电动机最大输入转速：< 6000rpm　推荐运行工作温度范围：-15℃ ~+80℃
Input & output same rotation direction　Motor Max. input speed < 6000rpm　Operating temperature range: -15℃ ~+80℃

齿轮箱电机

行星齿轮减速器（内齿圈材质：粉末金属）Planetary Gearbox（Ring Gear Material: Powder Metal）

RP56

Φ60 行星减速器，允许转矩范围：4N.m~45N.m
60mm Planetary Gearbox, Permissible Load Range: 4N.m~45N.m

内齿圈材料 Ring material	金属 metal
输出轴轴承形式 Bearing at output	滚动轴承 Ball bearings
最大允许径向负载（离法兰 6mm 处） Max. Radial load（6mm from flange）	400N
最大允许轴向负载 Max. shaft axial load	120N
径向间隙（测量点尽量接近法兰） Radial play of shaft（near to flange）	≤0.08 mm
轴向间隙 Axial play of shaft	≤0.4 mm
背隙（无负载时） Backlash at no-load	≤2.5°
输出轴最大承受压入力 Shaft press fit force, max	300N

外形和安装尺寸
Dimensions

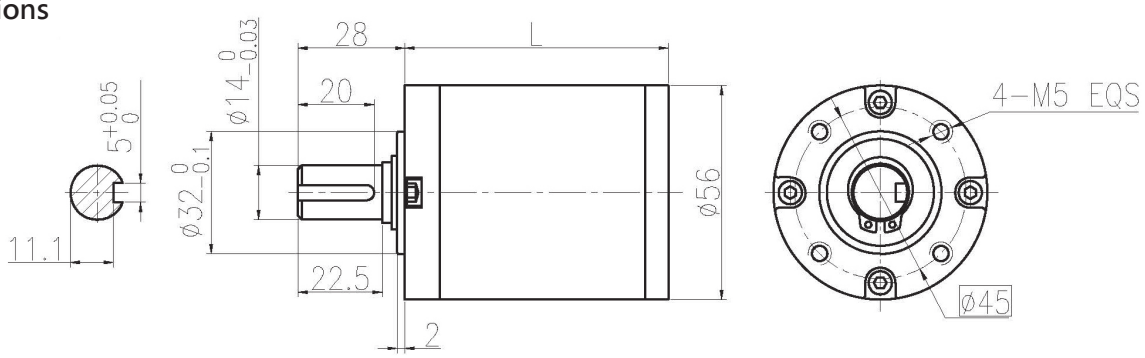

电机轴齿轮型式
Pinion Specifications

模数 Module	1.0		
齿数 No. of teeth	12	15	9
压力角 Pressure angle	20°		
孔径 Hole diameter	Φ6H7		
减速比 Reduction ratio	1/4.25 1/15 1/18 1/23 1/52 1/61 1/72 1/96 1/121 1/220 1/260 1/307	1/3.6 1/13 1/43 1/154 1/187	1/5.33 1/28

电机轴齿轮装配
Motor Installation

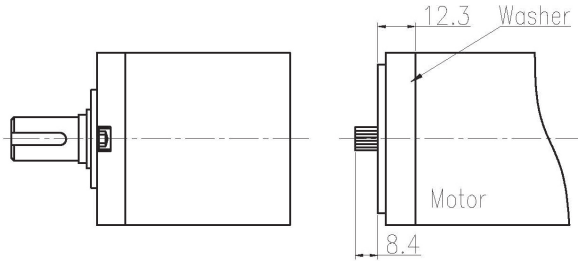

标准减速比型式
Gearbox Specifications

减速比 Reduction ratio	额定允许负载 Rated tolerance torque	瞬间允许负载 Max momentary tolerance torque	效率 Efficiency	L (mm)	重量（g） Weight(g)
1/3.6 1/4.25 1/5.33	4 N.m Max.	12 N.m	90 %	40.3±0.5	510
1/13 1/15 1/18 1/23 1/28	18 N.m Max.	50 N.m	81 %	53.8±0.5	720
1/43 1/52 1/61 1/72 1/96 1/121	36 N.m Max.	100 N.m	73 %	67.2±0.5	930
1/154 1/187 1/220 1/260 1/307	45 N.m Max.	110 N.m	66 %	80.6±0.5	1150

输入与输出的旋转方向：同向　推荐电动机最大输入转速：< 6000rpm　推荐运行工作温度范围：-15℃ ~+80℃
Input & output same rotation direction　Motor Max. input speed < 6000rpm　Operating temperature range: -15℃ ~+80℃

齿轮箱电机

行星齿轮减速器（内齿圈材质：粉末金属）Planetary Gearbox（Ring Gear Material: Powder Metal）

RP62

Φ62 行星减速器，允许转矩范围：3N.m~30N.m
62mm Planetary Gearbox, Permissible Load Range: 3N.m~30N.m

内齿圈材料 Ring material	金属 metal
输出轴轴承形式 Bearing at output	滚动轴承 Ball bearings
最大允许径向负载（离法兰 6mm 处） Max. Radial load（6mm from flange）	300N
最大允许轴向负载 Max. shaft axial load	200N
径向间隙（测量点尽量接近法兰） Radial play of shaft（near to flange）	≤0.08 mm
轴向间隙 Axial play of shaft	≤0.4 mm
背隙（无负载时） Backlash at no-load	≤2.5°
输出轴最大承受压入力 Shaft press fit force, max	300N

外形和安装尺寸
Dimensions

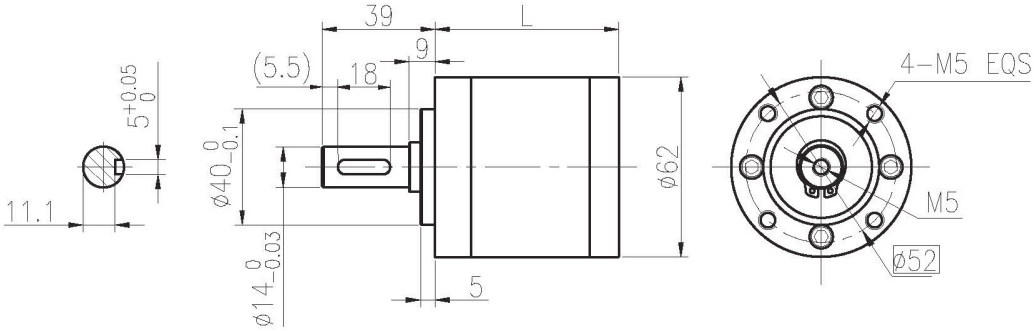

电机轴齿轮型式
Pinion Specifications

模数 Module	1.0		
齿数 No. of teeth	12	15	9
压力角 Pressure angle	20°		
孔径 Hole diameter	Φ6H7		
减速比 Reduction ratio	1/4.25 1/15 1/18 1/23 1/61 1/72 1/96 1/121 1/220 1/260 1/307	1/3.6 1/13 1/43 1/52 1/154 1/187	1/5.33 1/28

电机轴齿轮装配
Motor Installation

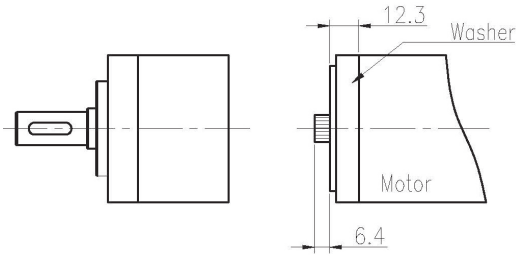

标准减速比型式
Gearbox Specifications

减速比 Reduction ratio	额定允许负载 Rated tolerance torque	瞬间允许负载 Max momentary tolerance torque	效率 Efficiency	L (mm)	重量（g） Weight(g)
1/3.6 1/4.25 1/5.33	3 N.m Max.	9 N.m	90 %	37.8±0.5	489
1/13 1/15 1/18 1/23 1/28	12 N.m Max.	36 N.m	81 %	49.5±0.5	681
1/43 1/52 1/61 1/72 1/96 1/121	24 N.m Max.	72 N.m	73 %	60.8±0.5	871
1/154 1/187 1/220 1/260 1/307	30 N.m Max.	90 N.m	66 %	71.9±0.5	1066

输入与输出的旋转方向：同向　推荐电动机最大输入转速：< 6000rpm　推荐运行工作温度范围：-15℃ ~+80℃
Input & output same rotation direction　Motor Max. input speed < 6000rpm　Operating temperature range: -15℃ ~+80℃

齿轮箱电机

行星齿轮减速器（内齿圈材质：粉末金属）Planetary Gearbox（Ring Gear Material: Powder Metal）

RP80

Φ80 行星减速器，允许转矩范围：8N.m~80N.m
80mm Planetary Gearbox, Permissible Load Range: 8N.m~80N.m

内齿圈材料 Ring material	金属 metal
输出轴轴承形式 Bearing at output	滚动轴承 Ball bearings
最大允许径向负载（离法兰 6mm 处） Max. Radial load（6mm from flange）	600N
最大允许轴向负载 Max. shaft axial load	200N
径向间隙（测量点尽量接近法兰） Radial play of shaft（near to flange）	≤0.08 mm
轴向间隙 Axial play of shaft	≤0.4 mm
背隙（无负载时） Backlash at no-load	≤2.5°
输出轴最大承受压入力 Shaft press fit force, max	1000N

外形和安装尺寸
Dimensions

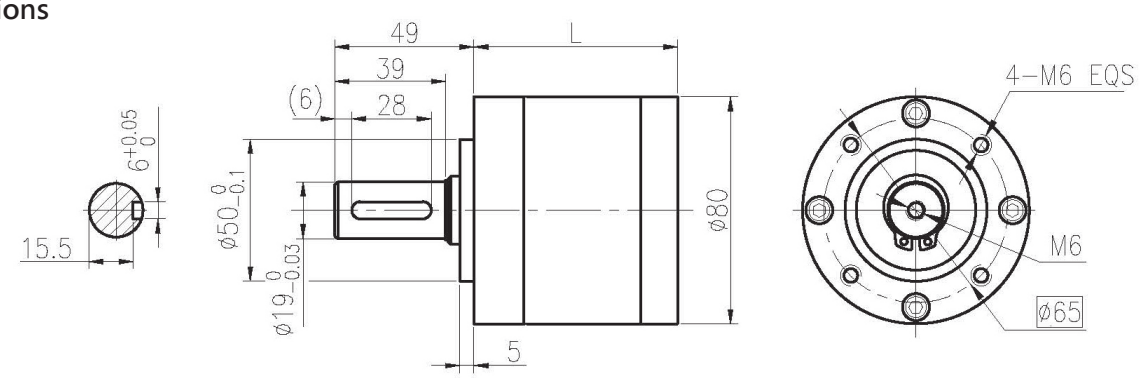

电机轴齿轮型式
Pinion Specifications

模数 Module	1.0		
齿数 No. of teeth	10	13	22
压力角 Pressure angle	20°		
孔径 Hole diameter	10 牙齿轮轴	Φ7H7	Φ8H7
减速比 Reduction ratio	1/6.60 1/23 1/26 1/37 1/92 1/138	1/5.31 1/19 1/30 1/74 1/111	1/3.55 1/13 1/50

电机轴齿轮装配
Motor Installation

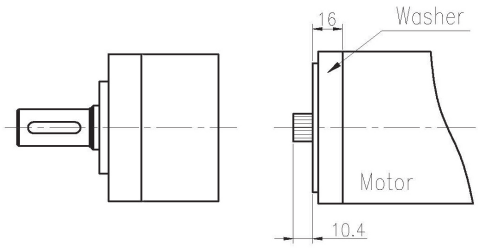

标准减速比型式
Gearbox Specifications

减速比 Reduction ratio	额定允许负载 Rated tolerance torque	瞬间允许负载 Max momentary tolerance torque	效率 Efficiency	L (mm)	重量（g） Weight(g)
1/3.55 1/5.31 1/6.60	8 N.m Max.	12 N.m	90 %	55.7±0.8	1100
1/13 1/19 1/23	30 N.m Max.	45 N.m	81 %	72.2±0.8	1500
1/26 1/30 1/37	60 N.m Max.	90 N.m	81 %	72.2±0.8	1500
1/50 1/74 1/92 1/111 1/138	80 N.m Max.	120 N.m	73 %	88.5±0.8	1880

输入与输出的旋转方向：同向　推荐电动机最大输入转速：< 4000rpm　推荐运行工作温度范围：-15℃ ~+80℃
Input & output same rotation direction　Motor Max. input speed < 4000rpm　Operating temperature range: -15℃ ~+80℃

鑫 惠 展 机 电 有 限 公 司
KWC MACHINERY CO., LTD.

138 2929 1659 eton@kwc-motor.com
+852 2887 1886 +852 2571 3815
香港新界葵涌葵昌路50号葵昌中心10楼5室
+86 769 8786 4483 +86 769 8793 9792
广东省东莞市谢岗镇大厚村田心东街6号1号楼

WWW.KWC-MOTOR.COM